



Funding of the Water Convention (Secretariat and activities)

Working Group on Integrated Water Resources Management
Nineteenth meeting
Working Group on Monitoring and Assessment
Nineteenth meeting

Geneva, 6-8 May 2024

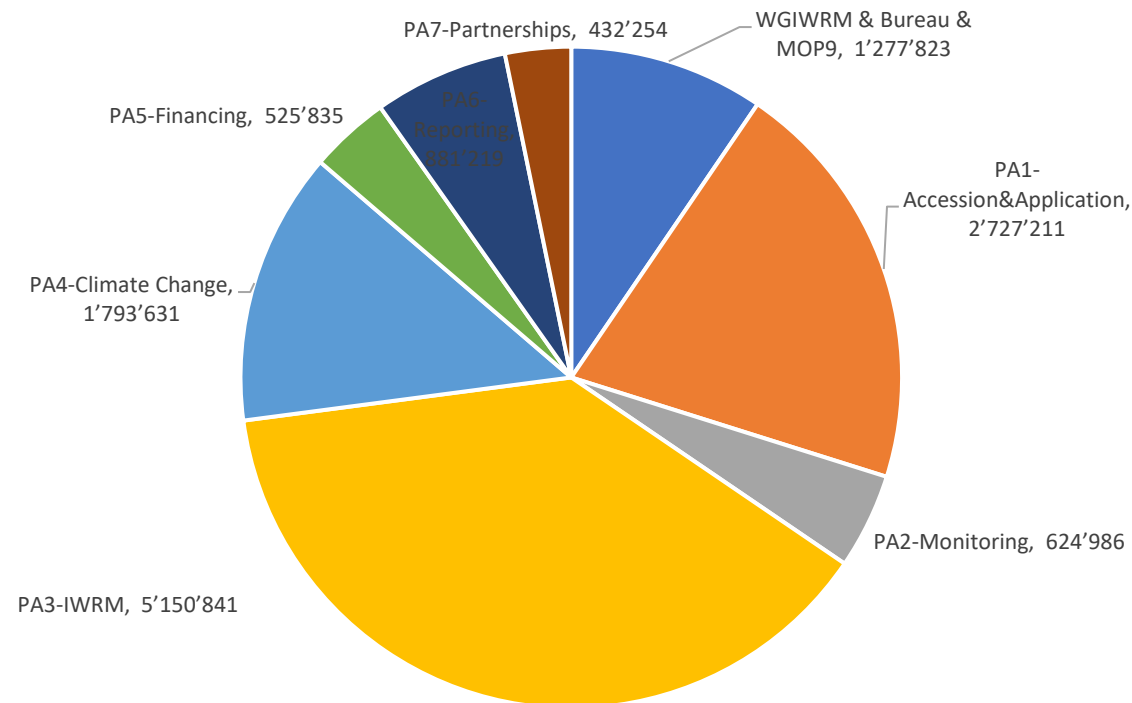



Resource requirements for 2022–2024



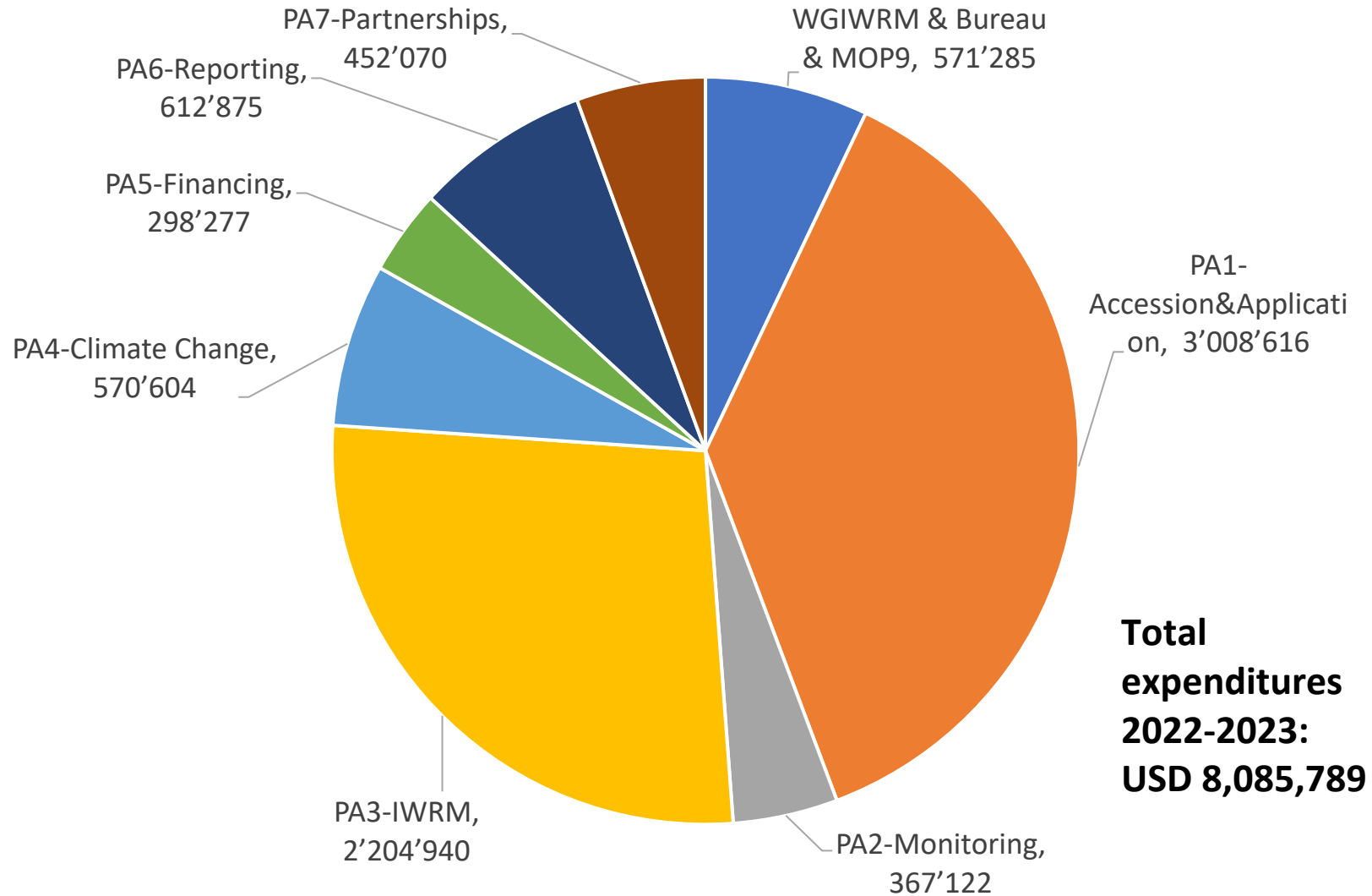
- RB resources: 1 P4, 1 P3, 1 G5, interpretation, some publications, documents
- Total XB resource requirements for 3 years (activities and XB staff): USD 13,413,800

Budget by programme area, 2022-2024





Cumulated expenditures (2022-2023) by programme area





Donors in 2023 and 2024



Contributing Parties: Austria, Bulgaria, Croatia, Estonia, EU, Finland, France, Germany, Hungary, Italy, Kazakhstan, Luxembourg, Netherlands, Poland, Portugal, Senegal, Slovenia, Sweden, Switzerland → **19 out of 52 Parties**

Non-contributing Parties: Albania, Azerbaijan, Belarus, Belgium, Bosnia and Herzegovina, Cameroon, Chad, Czechia, Denmark, the Gambia, Ghana, Greece, Guinea Bissau, Iraq, Latvia, Liechtenstein, Lithuania, Montenegro, Namibia, Nigeria, North Macedonia, Norway, Panama, Republic of Moldova, Romania, Russian Federation, Serbia, Slovakia, Spain, Togo, Turkmenistan, Ukraine, Uzbekistan → **33 out of 52**


Partners (for specific projects): UN-Water, UNESCO

+ Some very useful **in-kind contributions** (JPOs, provision of meetings venue and hospitality, etc.)

Many thanks to all donors!



Overview of contributions and provisional expenditures for implementation of programme of work in 2023



Balance on 31 December 2022: \$5,166,842

Contributions in 2023: \$4,629,118

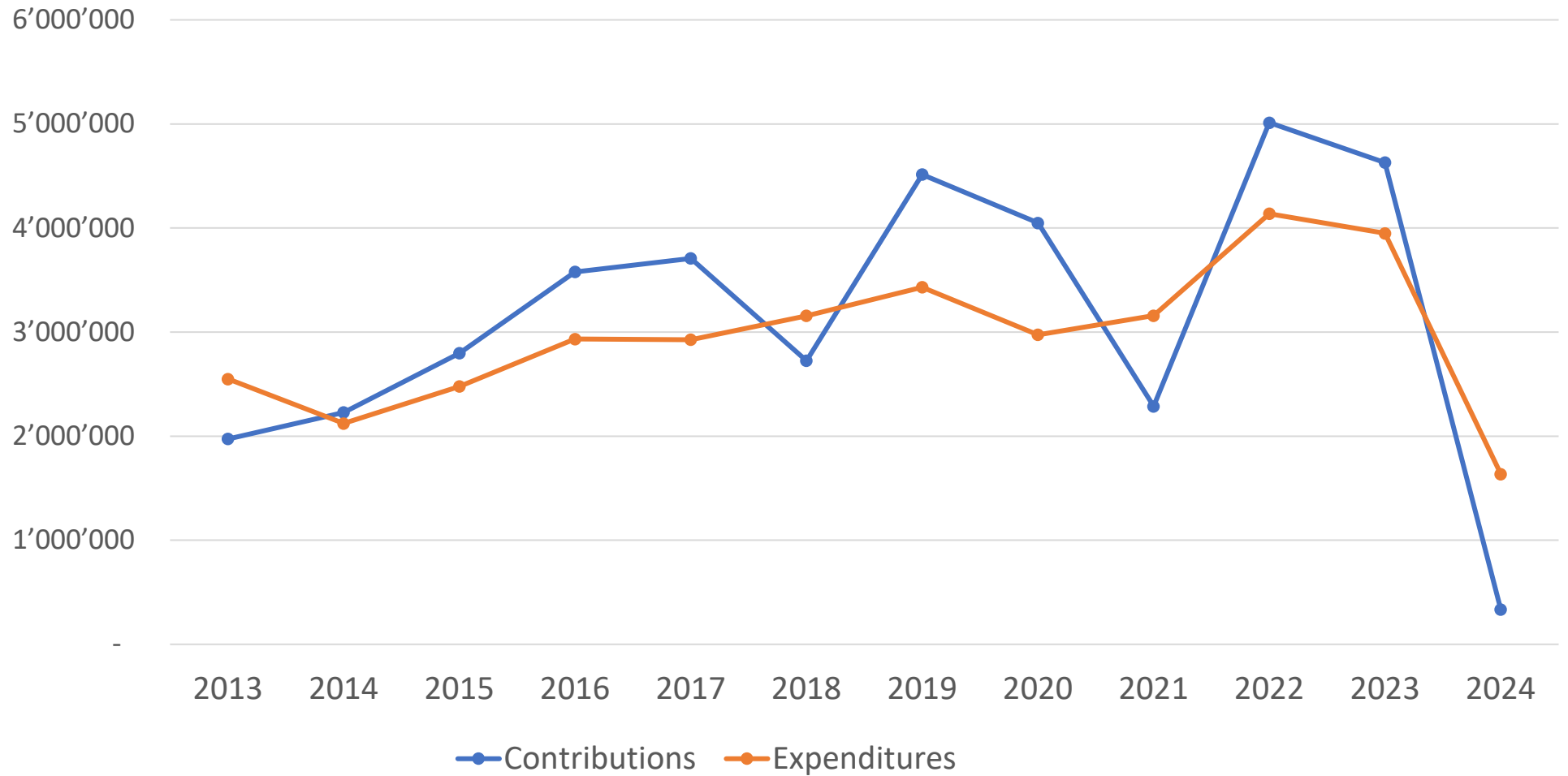
Expenditures in 2023: \$3,948,655

Balance on 31 Dec. 2023: \$5,847,305

Contributions > Expenditures (many contributions received at the end of 2023, but needed for staff extensions etc.)



Evolution of contributions and expenditures (2013 - 30 April 2024), USD






Provisional estimates for 2024



- Expected **expenditures** in 2024: 4.9 million USD
- Expected **contributions** in 2024: 3.1 million USD
(including contracts signed, contributions announced and expected ones)
- **ADDITIONAL FUNDRAISING IS NEEDED!**



Targets for a more sustainable and predictable funding of the work under the Convention



- Convention mainly relies on extrabudgetary resources
- Only a part of all the Parties contribute
- Fundraising and reporting is time-consuming



- MOP9 adopted **decision IX/3 on targets for a more sustainable and predictable funding of the work under the Convention** (ECE/MP.WAT/63/Add.2)
- Targets = drivers to address the main challenges and uncertainty encountered in financing the programme of work
- Additional discussions are ongoing on a possible **sustainable financing mechanism**



Progress on the targets for a more sustainable and predictable funding of the work under the Convention



Objective 1: Achieve a fairer sharing of the burden of financing the implementation of the programme of work (PoW)

Targets: By 2024, at least 50 % and by 2030, at least 66 % of all Parties finance the PoW

Baseline: 2016–2018: 38 % 2019-2021: 45% 2022-April 2024: 36% of Parties



Objective 2: Improve reliability and predictability of funding

Targets: By 2024, 50 % and by 2030, 66 % of all Parties contribute regularly to PoW implementation

Baseline: 2016–2018: 26 % 2019-2021: 28 % 2022-April 2024: 29% of Parties




Objective 3: Support a balanced implementation of all programme areas and simplify donors' requirements to increase efficiency

Targets: By 2024, 50 % and by 2030, 66 % of all contributions are unearmarked and do not require individual reports.

Baseline: 2016–2018: 17 % 2019-2021: 41 % 2022-April 2024: 51 % of all contributions





Unearmarked vs Earmarked contributions 2022-2023



Despite the increased number of unearmarked contribution compared with the period 2019-2021 (+10%), the amount of these contributions remain 1/4 of the total contributions received so far

- Unearmarked contributions in 2022-April 2024: \$2,630,115 out of \$10,361,611 (25%)
- Earmarked contributions in 2022-April 2024: \$7,731,611 out of \$10,361,611 (75%)
- Secretariat made significant fundraising efforts, additional contributions were provided, e.g. by Luxembourg, Italy etc.



Emerging needs: implementation in new Parties




- Convention's globalization is triggering a growing recognition on the need to improve transboundary cooperation and opportunities to do so in new Parties/ prospective Parties
- The programme of work includes activities to support new Parties: BASM, development of implementation plans in Togo, Chad and Guinea Bissau, twinning initiatives, etc.
- Needs/requests are beyond what can be accommodated under the programme of work
- Convention does not have a funding/implementation mechanism in contrast to most other global MEAs



Conclusions and trends




- **Importance of high reserves** to absorb temporary gaps between contributions and expenditures, **to ensure continuity of secretariat staff funding and implementation of activities** of the programme of work.
- **In some programme areas, costs higher than estimated** for 2022-2024. Mostly linked to activities in new Parties or countries in the process of accession, but also other factors, e.g. exchange rate fluctuations, higher direct costs, UN liquidity crisis ... **balanced by some costs saving**, through back-to-back events, prioritization of activities supporting the globalization and lower expenditures in some PAs.
- Still reliance on a few main donors – **financing remains a challenge**.
- Contributions by **different ministries in a same country are encouraged** (e.g ministry of environment and foreign affairs), **more examples now**
- Positive examples of **unearmarked contributions** and those with **no separate reporting requirements** => reducing Secretariat's workload, saving staff resources, ensuring efficiency.
- **All contributions are useful**, also in-kind, especially for new Parties

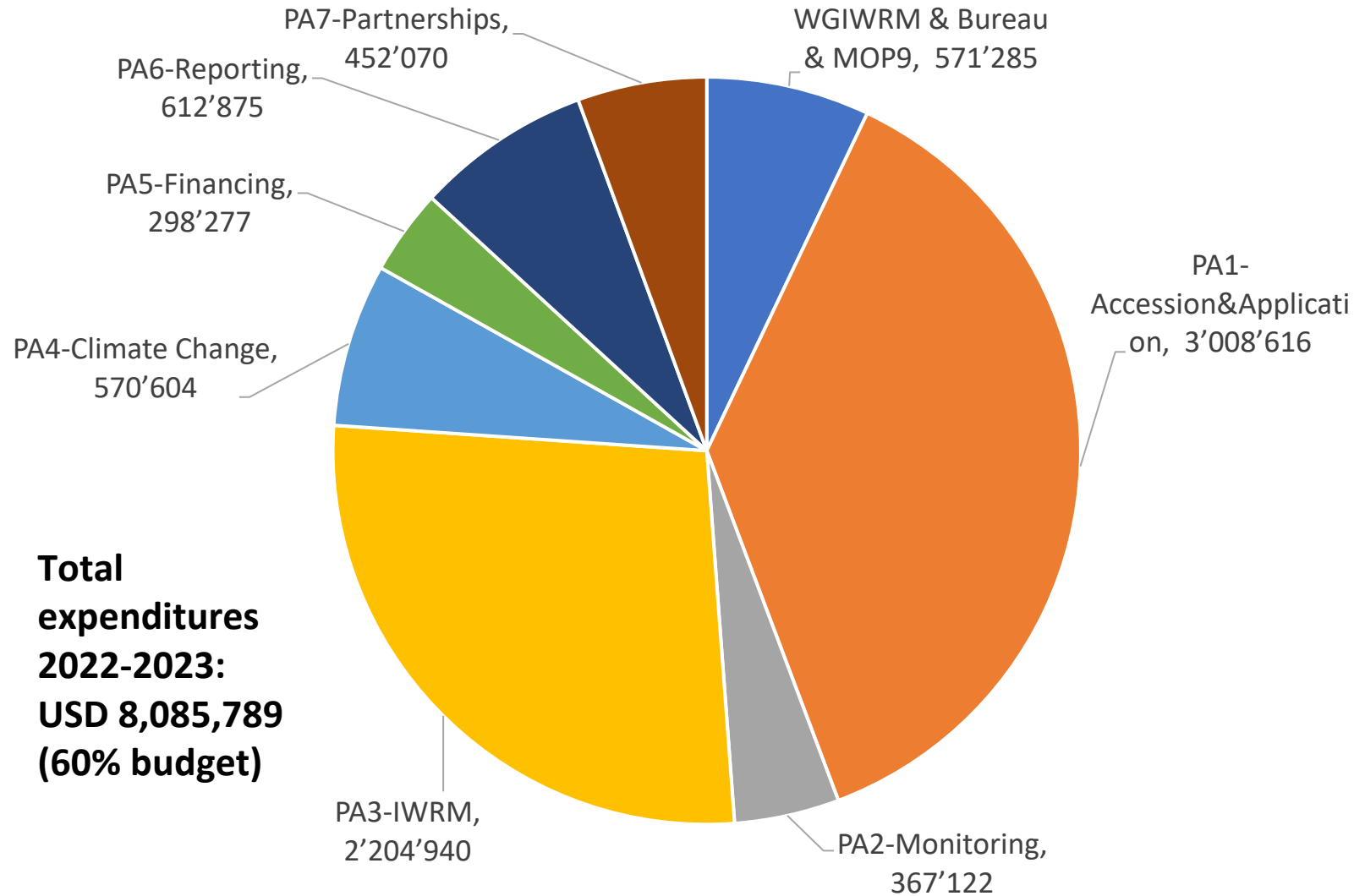


THANK YOU!





Cumulated expenditures (2022-2023) by programme area



Total expenditures 2022-2023: USD 8,085,789 (60% budget)

