



БЮРО НАЦИОНАЛЬНОЙ СТАТИСТИКИ
АГЕНТСТВА ПО СТРАТЕГИЧЕСКОМУ
ПЛАНИРОВАНИЮ И РЕФОРМАМ РЕСПУБЛИКИ
КАЗАХСТАН

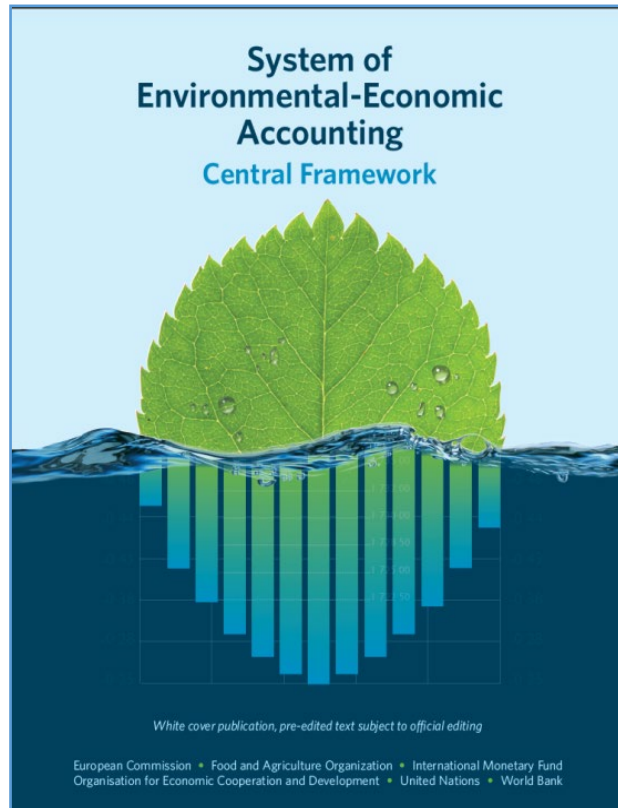
Environmental expenditures account and its application in the Republic of Kazakhstan

Asset Nakipbekov
Director on national accounts department of the
Bureau of national statistics of the Agency for
strategic planning and reforms of RK
Tel. +7 7172 74 97 17
E-mail: as.nakipbekov@aspire.gov.kz

Geneva 2024

Main standards

Central Framework of the System of Environmental-Economic Accounting (UN)



Environmental protection expenditures account (EUROSTAT)



Production and Environment Statistics Department (BNS ASPR RK)

Report on environmental protection expenditures



Мемлекеттік статистика органдары құпиялылығына кепілдік береді
Confidentiality is guaranteed by the state statistical agencies.

Жалпы мемлекеттік статистикалық байқаудың статистикалық нысаны
Statistical form of the general state statistical observation.

Қазақстан Республикасы
Ұлттық экономика министрлігінің
Статистика комитеті төрағасының
2020 жылғы «21» ақпандағы
№ 24 бұйрығына 19-қосымша

Приложение 19 к приказу
Председателя Комитета по статистике
Министерства национальной экономики
Республики Казахстан
от «21» февраля 2020 года № 24

Қазақстан Республикасы Ұлттық экономика министрлігінің Статистика комитеті төрағасының 2020 жылғы 4 ақпандағы № 16 бұйрығына 3-қосымша

Приложение 3 к приказу
Председателя Комитета по статистике
Министерства национальной экономики Республики Казахстан
от 4 февраля 2020 года № 16

Қоршаған ортаны қорғауға жұмсалған шығындар туралы есеп
Отчет о затратах на охрану окружающей среды


Индексі Индекс	4-ОС	жылдық годовая	есепті кезең отчетный период	<table border="1" style="display: inline-table; border-collapse: collapse;"> <tr> <td style="width: 20px; height: 20px;"></td> <td style="width: 20px; height: 20px;"></td> <td style="width: 20px; height: 20px;"></td> <td style="width: 20px; height: 20px;"></td> </tr> </table>					жыл год

Табиғи ресурстарды пайдаланатын, ластаушы заттар мен өндірістік және тұтыну қалдықтардың шығарылыстары мен төгінділерінің тұрақты көздері бар және табиғат қорғау шараларын жүзеге асыратын заңды тұлғалар және (немесе) олардың құрылымдық және оқшауланған бөлімшелері, дара кәсіпкерлер ұсынады.
Представляют юридические лица и (или) их структурные и обособленные подразделения, индивидуальные предприниматели использующие природные ресурсы, имеющие стационарные источники выбросов и сбросов загрязняющих веществ, отходы производства, потребления и осуществляющие природоохранную деятельность.

Ұсыну мерзімі – есепті кезеңнен кейінгі 15 сәуірге (қоса алғанда) дейін
Срок представления – до 15 апреля (включительно) после отчетного периода

БСН коды код БИН	<table border="1" style="display: inline-table; border-collapse: collapse;"> <tr> <td style="width: 20px; height: 20px;"></td> <td style="width: 20px; height: 20px;"></td> <td style="width: 20px; height: 20px;"></td> <td style="width: 20px; height: 20px;"></td> <td style="width: 20px; height: 20px;"></td> <td style="width: 20px; height: 20px;"></td> <td style="width: 20px; height: 20px;"></td> <td style="width: 20px; height: 20px;"></td> <td style="width: 20px; height: 20px;"></td> <td style="width: 20px; height: 20px;"></td> <td style="width: 20px; height: 20px;"></td> <td style="width: 20px; height: 20px;"></td> <td style="width: 20px; height: 20px;"></td> <td style="width: 20px; height: 20px;"></td> <td style="width: 20px; height: 20px;"></td> <td style="width: 20px; height: 20px;"></td> <td style="width: 20px; height: 20px;"></td> <td style="width: 20px; height: 20px;"></td> <td style="width: 20px; height: 20px;"></td> <td style="width: 20px; height: 20px;"></td> </tr> </table>																				
ЖСН коды код ИИН	<table border="1" style="display: inline-table; border-collapse: collapse;"> <tr> <td style="width: 20px; height: 20px;"></td> <td style="width: 20px; height: 20px;"></td> <td style="width: 20px; height: 20px;"></td> <td style="width: 20px; height: 20px;"></td> <td style="width: 20px; height: 20px;"></td> <td style="width: 20px; height: 20px;"></td> <td style="width: 20px; height: 20px;"></td> <td style="width: 20px; height: 20px;"></td> <td style="width: 20px; height: 20px;"></td> <td style="width: 20px; height: 20px;"></td> <td style="width: 20px; height: 20px;"></td> <td style="width: 20px; height: 20px;"></td> <td style="width: 20px; height: 20px;"></td> <td style="width: 20px; height: 20px;"></td> <td style="width: 20px; height: 20px;"></td> <td style="width: 20px; height: 20px;"></td> <td style="width: 20px; height: 20px;"></td> <td style="width: 20px; height: 20px;"></td> <td style="width: 20px; height: 20px;"></td> <td style="width: 20px; height: 20px;"></td> </tr> </table>																				

Report on investment activity



Мемлекеттік статистика органдары құпиялылығына кепілдік береді
Confidentiality is guaranteed by the state statistical agencies.

Жалпы мемлекеттік статистикалық байқаудың статистикалық нысаны
Statistical form of the general state statistical observation.

Қазақстан Республикасы Ұлттық экономика министрлігінің Статистика комитеті төрағасының 2020 жылғы 4 ақпандағы № 16 бұйрығына 3-қосымша

Приложение 3 к приказу
Председателя Комитета по статистике
Министерства национальной экономики Республики Казахстан
от 4 февраля 2020 года № 16

Қазақстан Республикасы Ұлттық экономика министрлігінің Статистика комитеті төрағасының 2020 жылғы 4 ақпандағы № 16 бұйрығына 3-қосымша

Приложение 3 к приказу
Председателя Комитета по статистике
Министерства национальной экономики Республики Казахстан
от 4 февраля 2020 года № 16

Негізгі капиталға салынған инвестициялар туралы есеп
Отчет об инвестициях в основной капитал

Индексі Индекс	1-инвест	жылдық годовая	есепті кезең отчетный период	<table border="1" style="display: inline-table; border-collapse: collapse;"> <tr> <td style="width: 20px; height: 20px;"></td> <td style="width: 20px; height: 20px;"></td> <td style="width: 20px; height: 20px;"></td> <td style="width: 20px; height: 20px;"></td> </tr> </table>					жыл год

Жұмыс істейтіндердің санына қарамастан, инвестициялық қызметті іске асыратын заңды тұлғалар және (немесе) олардың құрылымдық және оқшауланған бөлімшелері ұсынады.
Представляют юридические лица и (или) их структурные и обособленные подразделения, осуществляющие инвестиционную деятельность, независимо от численности работающих.

Ұсыну мерзімі – есепті кезеңнен кейінгі 15 сәуірге (қоса алғанда) дейін
Срок представления – до 15 апреля (включительно) после отчетного периода

БСН коды код БИН	<table border="1" style="display: inline-table; border-collapse: collapse;"> <tr> <td style="width: 20px; height: 20px;"></td> <td style="width: 20px; height: 20px;"></td> <td style="width: 20px; height: 20px;"></td> <td style="width: 20px; height: 20px;"></td> <td style="width: 20px; height: 20px;"></td> <td style="width: 20px; height: 20px;"></td> <td style="width: 20px; height: 20px;"></td> <td style="width: 20px; height: 20px;"></td> <td style="width: 20px; height: 20px;"></td> <td style="width: 20px; height: 20px;"></td> <td style="width: 20px; height: 20px;"></td> <td style="width: 20px; height: 20px;"></td> <td style="width: 20px; height: 20px;"></td> <td style="width: 20px; height: 20px;"></td> <td style="width: 20px; height: 20px;"></td> <td style="width: 20px; height: 20px;"></td> <td style="width: 20px; height: 20px;"></td> <td style="width: 20px; height: 20px;"></td> <td style="width: 20px; height: 20px;"></td> <td style="width: 20px; height: 20px;"></td> </tr> </table>																				



4-OS – "Report on environmental protection expenditures"


Periodicity	annual
Respondents	Legal entities and (or) their structural and separate subdivisions, individual entrepreneurs using natural resources, having stationary sources of emissions and discharges of pollutants, production wastes submit report.
Deadline	until April 15 after the reporting period
Indicators	<ul style="list-style-type: none">➤ volume of current expenditures on environmental protection;➤ volume of environmental payments and payments for natural resources.



1-invest "Report on investment activity"	
Periodicity	annual
Respondents	Legal entities and (or) their structural and separate divisions engaged in investment activities, regardless of the number of employees submit report.
Deadline	until April 15 after the reporting period
Indicators	<ul style="list-style-type: none">➤ volume of investments in fixed assets;➤ volume of investments in fixed capital by use;➤ volume of investments in environmental protection.

- General Classification of Economic Activities (NACE)
- Classifier of administrative-territorial objects (CATO)
- Reference book on activities and environmental protection expenditures and resource management (EPERM)

Reference book on activities and environmental protection expenditures and resource management (EPERM)



Item code	Item title
1	Protection of ambient air and climate
2	Wastewater Management
3	Waste management
4	Protection and restoration of soil, groundwater and surface water sources
5	Fighting noise and vibration
6	Protection of biodiversity and landscapes
7	Radiation Protection
8	Research and development of environmental
9	Other environmental activities
10	Water management
11	Forest management
12	Management of wild flora and fauna
13	Fossil Energy Management
14	Mineral Resource Management
15	Research and Development in Natural Resource Management
16	Other natural resource management activities

annually, according to the Statistical Work Plan



Бюро национальной статистики
Агентства по стратегическому
планированию и реформам
Республики Казахстан

Дата релиза: 25.12.2023

Дата следующего релиза: 25.12.2024

Счета системы природно-экономического учета Республики Казахстан

за 2022 год

1 серия Статистика национальных счетов



Agency for Strategic planning
and reforms of the
Republic of Kazakhstan
Bureau of National statistics

Data of release: 25.12.2023

Next release data: 25.12.2024

Accounts of System of Environmental-Economic Accounting of the Republic of Kazakhstan

2022

Serie 1 National accounts statistics

Current environmental protection expenditures for 2022

th. tenge

economy activities ²⁾	environmental protection activities ¹⁾						
	Total	atmospheric air protection and climate change problems	sewage treatment	waste management	protection and rehabilitation of soil, groundwater and surface water	reduction of noise and vibration impact	conservation of biodiversity and landscapes
Agriculture, forestry and fisheries	733 090	125 442	x	290 175	169 808	1 582	2 807
Industry	272 319 614	88 254 669	67 101 115	91 857 107	11 900 304	157 345	1 009 818
Mining and quarrying	111 608 756	25 480 099	17 936 247	53 177 446	7 898 849	101 539	x
Manufacturing industry	123 084 410	57 637 073	31 895 395	27 867 318	2 386 584	54 489	262 546
Supply of electricity, gas, steam, hot water and air conditioning	14 140 639	4 642 925	x	2 027 116	1 006 596	1 013	x
Water supply; collection, treatment and disposal of waste, activities for the elimination of pollution	23 485 809	494 572	13 444 324	8 785 227	608 275	304	9 126
Construction	3 475 223	535 665	574 074	x	41 086	2 673	650
Wholesale and retail trade; car and motorcycle repair	754 666	99 790	226 956	310 631	17 106	135	x
Transport and warehousing	x	578 057	x	x	212 404	1 286	92 562
Provision of accommodation and food services	287 621	6 561	97 710	182 000	-	-	-
Information and communication	141 017	17 757	6 048	115 008	-	-	-
Financial and insurance activities	37 998	4 546	9 697	23 755	-	-	-
Operations with real estate	x	9 539	21 096	x	482	-	x
Professional, scientific and technical activities	1 254 559	151 215	180 014	578 379	51 070	923	4 152
Administrative and support services activities	225 103	36 721	9 169	152 424	8 871	-	x
Public administration and defense; compulsory social security	290 729	22 575	128 177	110 162	-	-	23 864
Education	494 107	16 253	189 775	181 419	433	-	-
Healthcare and social services for the population	838 255	19 643	254 989	555 051	140	-	-
Arts, entertainment and recreation	224 771	13 187	4 070	25 387	1 235	-	178 481
Provision of other types of services	13 096	5 409	303	3 692	200	-	-
Total	284 853 377	89 897 029	69 640 426	98 376 788	12 403 139	163 944	1 322 879

Investments in environmental protection for 2022

th. tenge

economy activities ²⁾	environmental protection activities ¹⁾						
	Total	atmospheric air protection and climate change problems	sewage treatment	waste management	protection and rehabilitation of soil, groundwater and surface water	reduction of noise and vibration impact	conservation of biodiversity and landscapes
Agriculture, forestry and fisheries	9 552	653	x	3 547	-	-	-
Industry	140 081 084	38 096 720	40 537 883	7 897 634	7 432 412	-	75 565
Mining and quarrying	50 961 402	9 415 814	34 024 945	646 292	6 667 361	-	x
Manufacturing industry	36 727 267	20 425 962	5 969 394	5 981 964	109 490	-	-
Supply of electricity, gas, steam, hot water and air conditioning	51 879 047	8 254 944	x	1 268 402	655 561	-	x
Water supply; collection, treatment and disposal of waste, activities for the elimination of pollution	513 368	-	512 392	976	-	-	-
Construction	9 896 944	-	-	x	-	-	-
Wholesale and retail trade; car and motorcycle repair	-	-	-	-	-	-	-
Transport and warehousing	x	-	x	x	-	-	-
Provision of accommodation and food services	-	-	-	-	-	-	-
Information and communication	-	-	-	-	-	-	-
Financial and insurance activities	-	-	-	-	-	-	-
Operations with real estate	x	-	-	x	-	-	-
Professional, scientific and technical activities	14 574	1 424	-	-	-	-	-
Administrative and support services activities	-	-	-	-	-	-	-
Public administration and defense; compulsory social security	8 119 164	-	1 969 135	224 555	3 860 040	-	1 909 314
Education	-	-	-	-	-	-	-
Healthcare and social services for the population	-	-	-	-	-	-	-
Arts, entertainment and recreation	-	-	-	-	-	-	-
Provision of other types of services	-	-	-	-	-	-	-
Total	159 660 892	38 098 797	43 455 884	8 719 731	11 292 452	-	1 984 879

Environmental protection expenditure account (EPEA) for 2022

ТЫС. ТЕНГЕ

economy activities ²⁾	environmental protection activities ¹⁾						
	Total	atmospheric air protection and climate change problems	sewage treatment	waste management	protection and rehabilitation of soil, groundwater and surface water	reduction of noise and vibration impact	conservation of biodiversity and landscapes
Agriculture, forestry and fisheries	742 642	126 095	76 701	293 722	169 808	1 582	2 807
Industry	412 400 698	126 351 389	107 638 998	99 754 741	19 332 716	157 345	1 085 383
Mining and quarrying	162 570 158	34 895 913	51 961 192	53 823 738	14 566 210	101 539	654 599
Manufacturing industry	159 811 677	78 063 035	37 864 789	33 849 282	2 496 074	54 489	262 546
Supply of electricity, gas, steam, hot water and air conditioning	66 019 686	12 897 869	3 856 301	3 295 518	1 662 157	1 013	159 112
Water supply; collection, treatment and disposal of waste, activities for the elimination of pollution	23 999 177	494 572	13 956 716	8 786 203	608 275	304	9 126
Construction	13 372 167	535 665	574 074	2 172 411	41 086	2 673	650
Wholesale and retail trade; car and motorcycle repair	754 666	99 790	226 956	310 631	17 106	135	x
Transport and warehousing	4 897 381	578 057	1 709 398	2 061 834	212 404	1 286	92 562
Provision of accommodation and food services	287 621	6 561	97 710	182 000	-	-	-
Information and communication	141 017	17 757	6 048	115 008	-	-	-
Financial and insurance activities	37 998	4 546	9 697	23 755	-	-	-
Operations with real estate	405 721	9 539	21 096	351 348	482	-	x
Professional, scientific and technical activities	1 269 133	152 639	180 014	578 379	51 070	923	4 152
Administrative and support services activities	225 103	36 721	9 169	152 424	8 871	-	x
Public administration and defense; compulsory social security	8 409 893	22 575	2 097 312	334 717	3 860 040	-	1 933 178
Education	494 107	16 253	189 775	181 419	433	-	-
Healthcare and social services for the population	838 255	19 643	254 989	555 051	140	-	-
Arts, entertainment and recreation	224 771	13 187	4 070	25 387	1 235	-	178 481
Provision of other types of services	13 096	5 409	303	3 692	200	-	-
Total	444 514 269	127 995 826	113 096 310	107 096 519	23 695 591	163 944	3 307 758

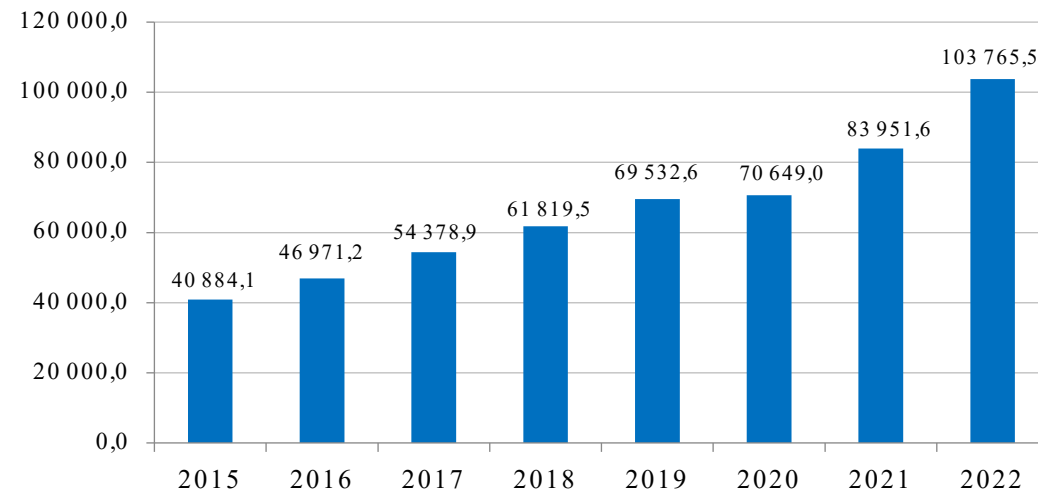
Time series

Environmental protection expenditures

th. tenge

	2015	2016	2017	2018	2019	2020	2021	2022
CEPA 1	75 549,5	59 752,4	71 675,8	69 987,4	85 393,4	88 476,2	82 513,5	127 995,8
CEPA 2	61 406,3	54 294,5	53 808,4	58 106,7	58 811,0	66 979,0	94 165,8	113 096,3
CEPA 3	66 014,1	50 569,0	56 362,4	66 994,6	75 350,1	73 248,5	90 899,0	107 096,5
CEPA 4	21 446,6	20 460,0	22 404,2	19 817,1	22 507,6	16 180,0	26 808,7	23 695,6
CEPA 5	30,7	39,5	39,3	59,8	53,1	38,8	94,5	163,9
CEPA 6	1 591,0	1 341,3	1 054,5	4 192,4	6 268,9	6 038,7	2 199,9	3 307,8
CEPA 7	1 311,8	1 200,5	1 216,0	1 281,7	906,2	955,7	779,3	880,3
CEPA 8	3 268,2	3 954,2	4 167,0	5 085,8	4 214,3	4 502,8	4 921,3	3 479,4
CEPA 9	26 915,0	4 530,9	51 679,5	76 651,6	166 887,5	127 596,0	114 573,6	64 798,6
Bcero	257 533,3	196 142,5	262 407,2	302 177,0	420 392,1	384 015,7	416 955,6	444 514,3

GDP, billion. tenge

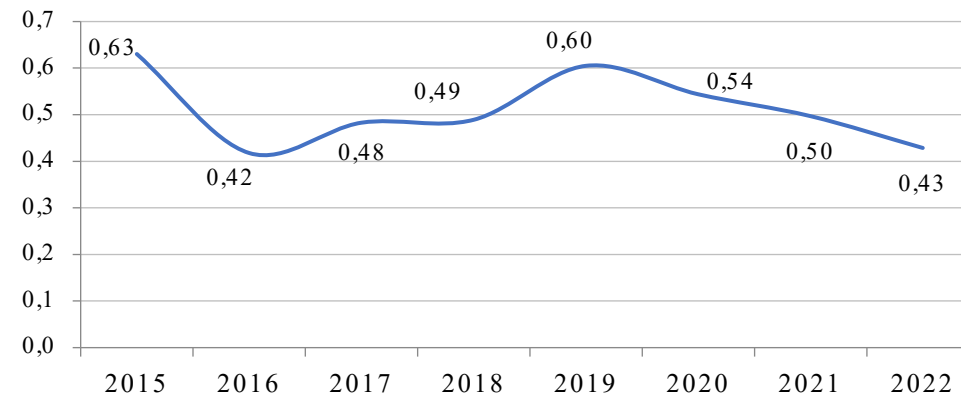


EPE as a percentage of GDP

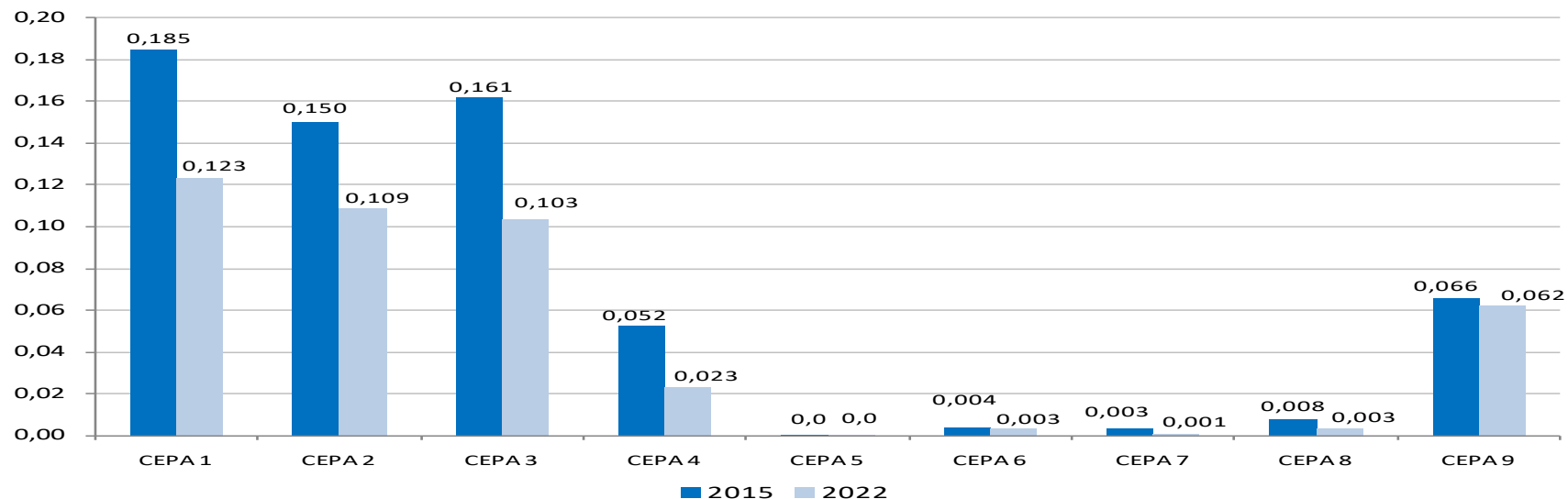
%

	2015	2016	2017	2018	2019	2020	2021	2022
CEPA 1	0,1848	0,1272	0,1318	0,1132	0,1228	0,1252	0,0983	0,1234
CEPA 2	0,1502	0,1156	0,0990	0,0940	0,0846	0,0948	0,1122	0,1090
CEPA 3	0,1615	0,1077	0,1036	0,1084	0,1084	0,1037	0,1083	0,1032
CEPA 4	0,0525	0,0436	0,0412	0,0321	0,0324	0,0229	0,0319	0,0228
CEPA 5	0,0001	0,0001	0,0001	0,0001	0,0001	0,0001	0,0001	0,0002
CEPA 6	0,0039	0,0029	0,0019	0,0068	0,0090	0,0085	0,0026	0,0032
CEPA 7	0,0032	0,0026	0,0022	0,0021	0,0013	0,0014	0,0009	0,0008
CEPA 8	0,0080	0,0084	0,0077	0,0082	0,0061	0,0064	0,0059	0,0034
CEPA 9	0,0658	0,0096	0,0950	0,1240	0,2400	0,1806	0,1365	0,0624
Bcero	0,6299	0,4176	0,4826	0,4888	0,6046	0,5436	0,4967	0,4284

EPE share in GDP, %



Share of EPE in GDP by CEPA, %



Current EPE for 2022

тыс. тенге

	Сектор государственного управления	Сектор корпораций	Сектор НКОДХ	Всего
CEPA 1	30 117	89 866 912	0	89 897 029
CEPA 2	429 824	69 209 302	1 300	69 640 426
CEPA 3	246 969	98 126 783	3 036	98 376 788
CEPA 4	712	12 402 427	0	12 403 139
CEPA 5	0	163 944	0	163 944
CEPA 6	202 345	1 120 534	0	1 322 879
CEPA 7	0	619 965	0	619 965
CEPA 8	1 772	3 393 254	0	3 395 026
CEPA 9	6 616	9 027 565	0	9 034 181
Всего	918 355	283 930 686	4 336	284 853 377

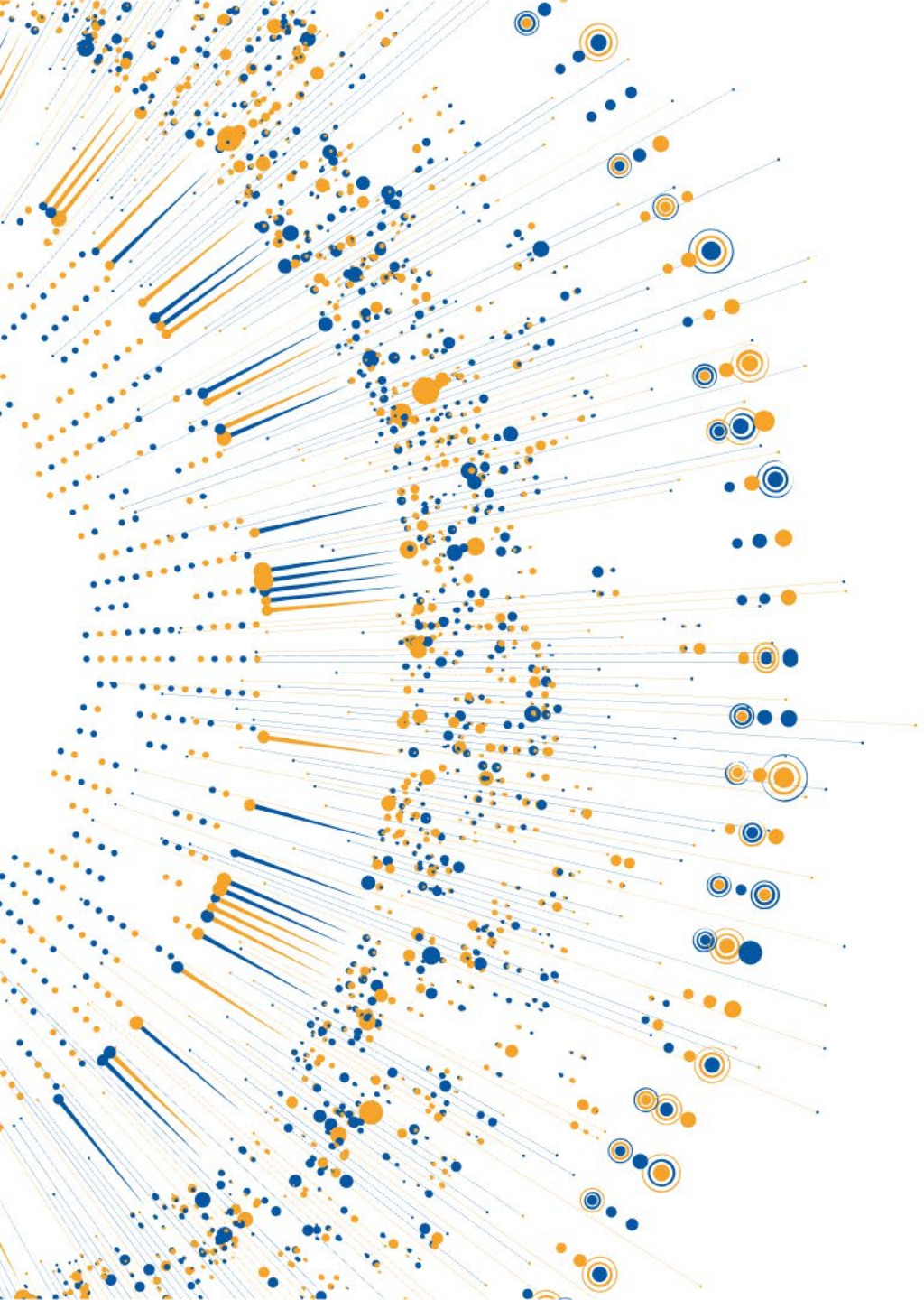
Investments in environmental protection for 2022

тыс. тенге

	Сектор государственного управления	Сектор корпораций	Сектор НКОДХ	Всего
CEPA 1	0	38 098 797	0	38 098 797
CEPA 2	1 969 135	41 486 749	0	43 455 884
CEPA 3	224 555	8 495 176	0	8 719 731
CEPA 4	3 860 040	7 432 412	0	11 292 452
CEPA 5	0	0	0	0
CEPA 6	1 909 314	75 565	0	1 984 879
CEPA 7	156 120	104 167	0	260 287
CEPA 8	0	84 404	0	84 404
CEPA 9	0	55 764 458	0	55 764 458
Всего	8 119 164	151 541 728	0	159 660 892

- Bureau on national statistics of ASPR RK;
- Ministry of Ecology and Natural Resources of the Republic of Kazakhstan:
 - Committee for Environmental Regulation and Control;
 - Forestry and Wildlife Committee;
- Ministry of Water Resources and Irrigation of the Republic of Kazakhstan;
- Ministry of Agriculture:
 - Land Management Committee;
- Ministry of National Economy of the Republic of Kazakhstan;
- Ministry of Finance of the Republic of Kazakhstan;
- Ministry of Science and Higher Education of the Republic of Kazakhstan;
- Green Academy;
- International Financial Center Astana;
- International Organizations, scientific community, students.

- Improving statistical toolkit;
- Interaction at the national level and with international organizations;
- Coverage of household environmental protection expenditures;
- Estimation of time series before 2015;
- Preparation of EPE account measured in real terms;
- Compilation of data in breakdown by Environmental protection specific services, Connected products and Adapted goods.



БЮРО НАЦИОНАЛЬНОЙ СТАТИСТИКИ
АГЕНТСТВА ПО СТРАТЕГИЧЕСКОМУ
ПЛАНИРОВАНИЮ И РЕФОРМАМ РЕСПУБЛИКИ
КАЗАХСТАН

Thank you!