
WHO Priorities for Road Safety in EURO

Implementing the Decade of Action 2021-2030

WHO at a glance

- ▶ 194 Member States
 - ▶ Headquarters in Geneva
 - ▶ 6 regional offices
 - ▶ More than 150 country offices
 - ▶ More than 7000 staff
- ▶ More than 700 institutions supporting WHO's work
 - ▶ Close partnerships with UN agencies, donors, foundations, academia, nongovernmental organizations and the private sector





1.35 MILLION
ROAD TRAFFIC DEATHS IN THE WORLD
EVERY YEAR



#RoadSafety



World Health
Organization

Global status report on road safety 2018



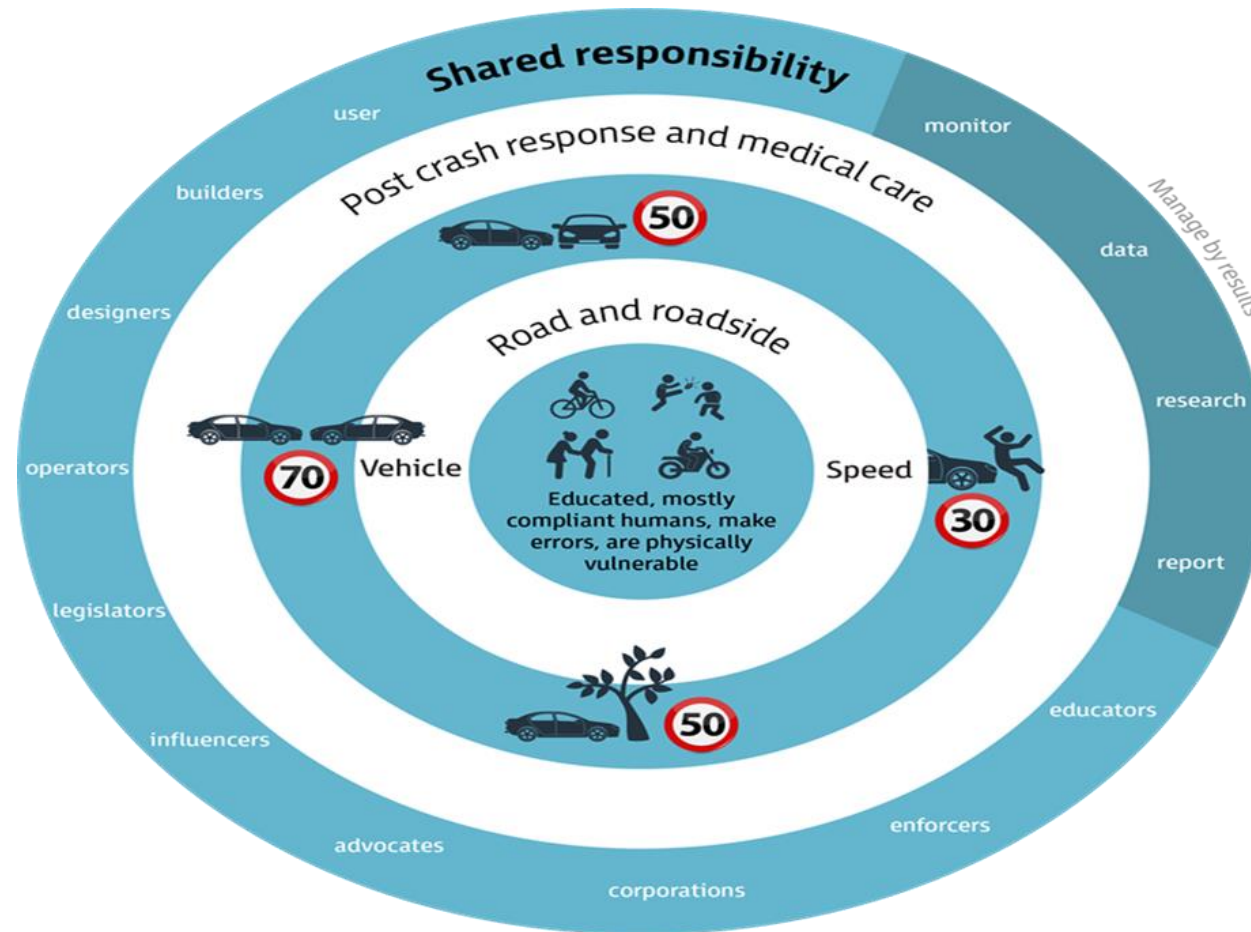
Someone is killed on the world roads, every 23 seconds,



Current objective



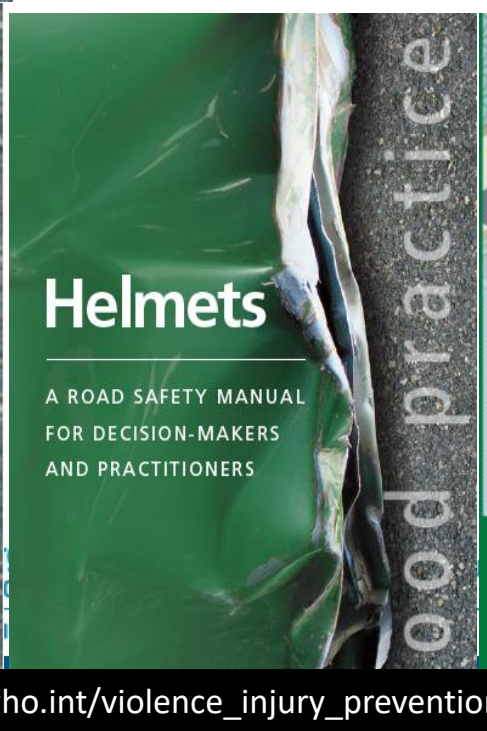
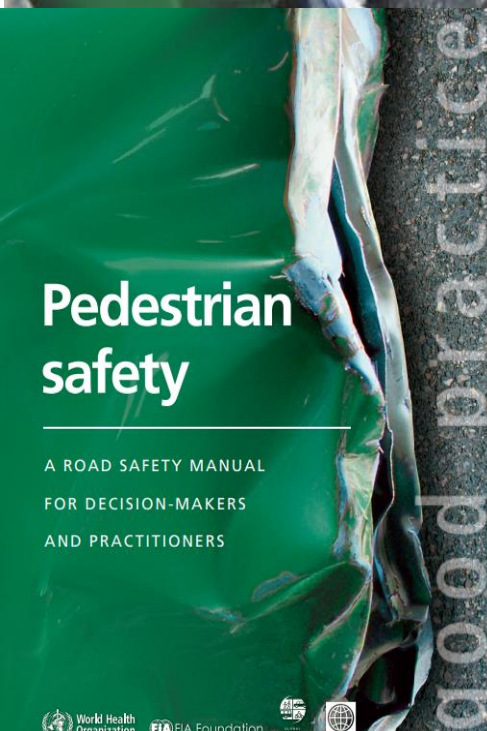
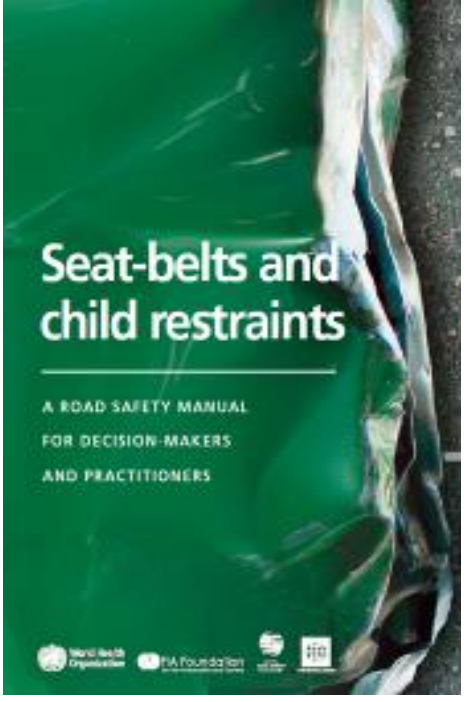



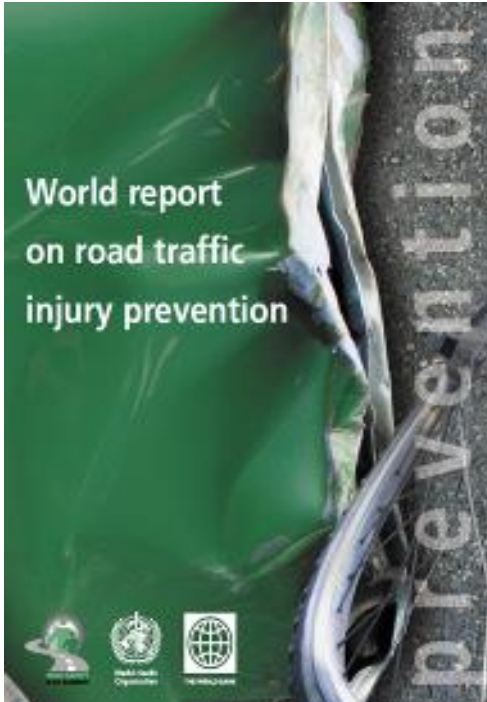
Ongoing objective



SAFE SYSTEMS



VISION ZERO



STRENGTHENING ROAD SAFETY LEGISLATION:
A practice and resource manual for countries

Road Policing practices
2022/2023

FOR MORE INFORMATION PLEASE CONTACT:

WORLD HEALTH ORGANIZATION
MANAGEMENT OF NONCOMMUNICABLE DISEASES, DISABILITY,
VIOLENCE AND INJURY PREVENTION (NVI)

20 AVENUE APPIA
1211 GENEVA 27
SWITZERLAND
PHONE: +41 22 791 2881

http://www.who.int/violence_injury_prevention/road_traffic/en/



Save LIVES

A road safety
technical
package

ISBN 978 92 4 151170 4



9 780241 511704



World Health
Organization



GLOBAL PLAN

DECADE OF ACTION FOR ROAD SAFETY
2021-2030



GLOBAL PLAN

DECADE OF ACTION FOR ROAD SAFETY
2021-2030

UN General Assembly Resolution 74/299 declared a **Decade of Action for Road Safety 2021-2030**, with the target to reduce road traffic deaths & injuries

BY AT LEAST 50% during that period

The **Global Plan** describes what is needed to achieve that target, and calls on governments & partners to implement an integrated

SAFE SYSTEM APPROACH



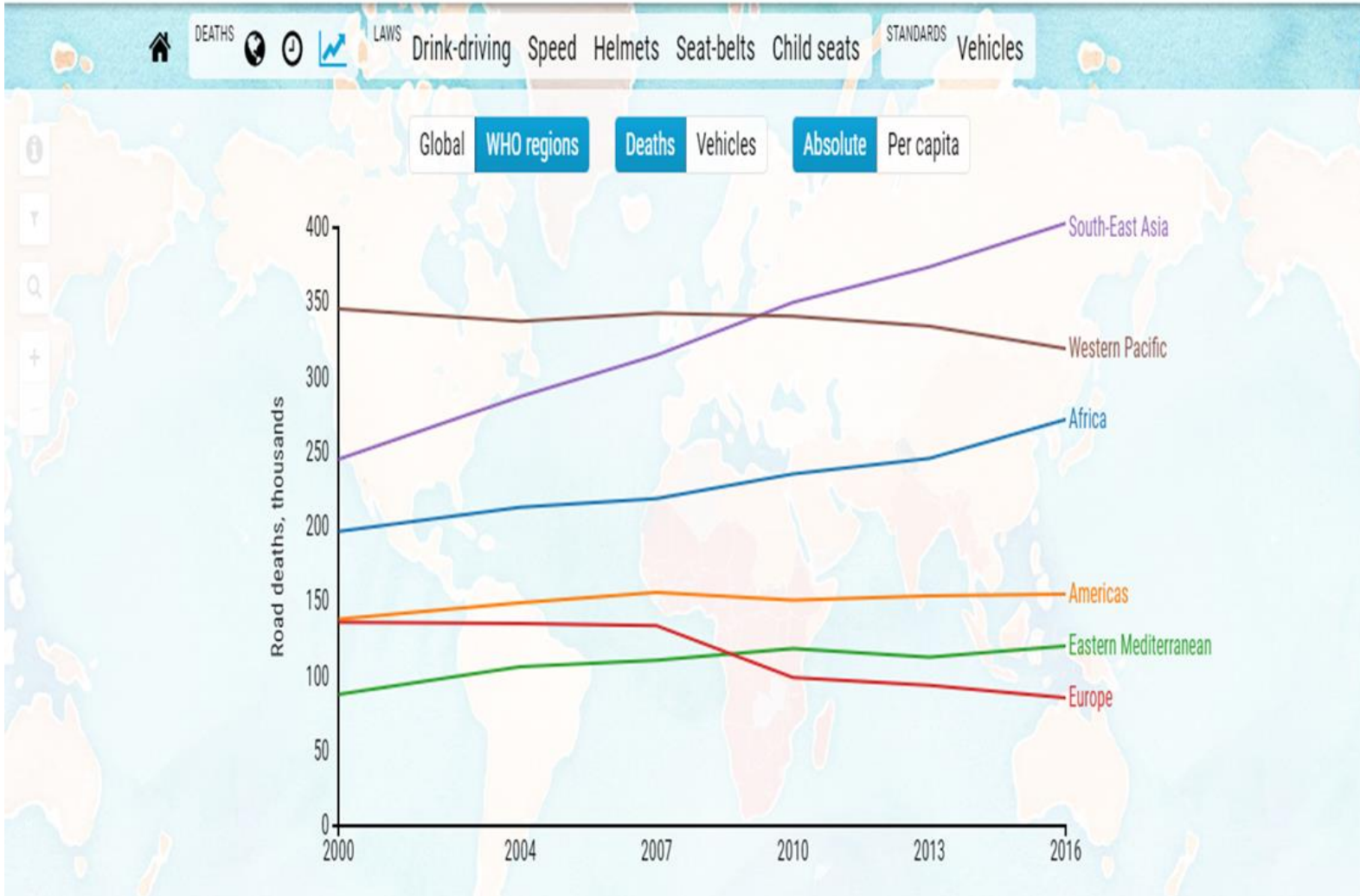
For further information, visit:
DECADE OF ACTION FOR ROAD SAFETY 2021-2030



Main Challenges?

Death on the roads

Based on the WHO Global Status Report on Road Safety 2018



“Safest Region”

2000

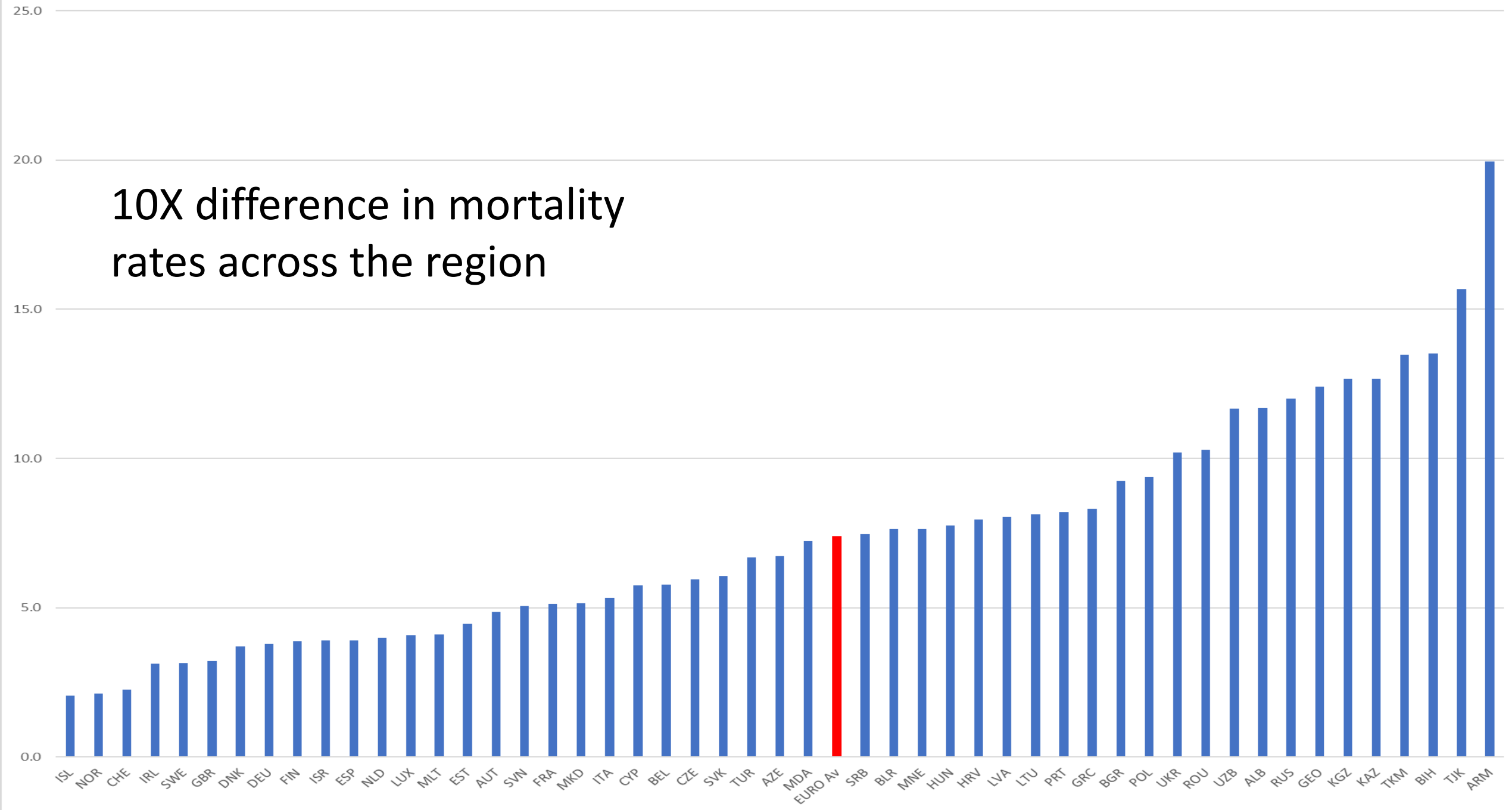


2019

-47%

Road traffic injury mortality rates, 2019

10X difference in mortality rates across the region



Number and rank of the 10 leading causes of death for both sexes in the WHO European Region, 2019

| Rank | 0-4 years | | 5-14 years | | 15-29 years | | 30-49 years | | 50-59 years | | 60-69 years | | 70 + years | | All ages | |
|--|--|-----------------|---|-----------------|--|-----------------|---|-----------------|---|-----------------|--|-----------------|--|-----------------|--|-----------------|
| 1 | Preterm birth complications 20,414 | | Road injury 2,030 | | Self-harm 14,629 | | Ischaemic heart disease 56,705 | | Ischaemic heart disease 137,711 | | Ischaemic heart disease 329,637 | | Ischaemic heart disease 1,628,977 | | Ischaemic heart disease 2,155,222 | |
| 2 | Congenital heart anomalies 8,823 | | Lower respiratory infections 1,361 | | Road injury 13,880 | | Self-harm 41,831 | | Trachea, bronchus, lung cancers 62,901 | | Stroke 141,430 | | Stroke 814,102 | | Stroke 1,036,785 | |
| 3 | Birth asphyxia and birth trauma 8,768 | | Drowning 1,348 | | Interpersonal violence 5,073 | | Cirrhosis of the liver 39,715 | | Stroke 54,528 | | Trachea, bronchus, lung cancers 135,359 | | Alzheimer's disease and other dementias 482,319 | | Alzheimer's disease and other dementias 496,586 | |
| 4 | Other congenital anomalies 8,311 | | Leukaemia 1,072 | | Other unintentional injuries 4,025 | | Cardiomyopathy, myocarditis, endocarditis 27,997 | | Cirrhosis of the liver 43,002 | | Colon and rectum cancers 57,598 | | COPD ¹ 263,048 | | Trachea, bronchus, lung cancers 421,334 | |
| 5 | Lower respiratory infections 7,881 | | Brain and nervous system cancers 990 | | Drug use disorders 3,997 | | Stroke 25,052 | | Colon and rectum cancers 24,934 | | COPD ¹ 50,384 | | Other circulatory diseases 260,466 | | COPD ¹ 332,652 | |
| 6 | Other neonatal conditions 5,017 | | Other unintentional injuries 899 | | Drowning 2,572 | | HIV/AIDS 22,159 | | Breast cancer 24,444 | | Cirrhosis of the liver 50,034 | | Trachea, bronchus, lung cancers 208,711 | | Other circulatory diseases 322,353 | |
| 7 | Neonatal sepsis and infections 3,809 | | Other malignant neoplasms 755 | | Cirrhosis of the liver 2,329 | | Road injury 22,032 | | Cardiomyopathy, myocarditis, endocarditis 22,411 | | Other circulatory diseases 36,232 | | Lower respiratory infections 198,480 | | Lower respiratory infections 266,375 | |
| 8 | Diarrhoeal diseases 2,505 | | Self-harm 631 | | Lower respiratory infections 2,308 | | Alcohol-use disorders 21,786 | | Self-harm 21,959 | | Breast cancer 35,283 | | Colon and rectum cancers 167,733 | | Colon and rectum cancers 259,424 | |
| 9 | Neural tube defects 1,897 | | Other neurological conditions 578 | | HIV/AIDS 2,293 | | Lower respiratory infections 15,851 | | Alcohol-use disorders 17,568 | | Pancreas cancer 34,629 | | Hypertensive heart disease 164,702 | | Hypertensive heart disease 190,749 | |
| 10 | Other unintentional injuries 1,814 | | Other congenital anomalies 567 | | Cardiomyopathy, myocarditis, endocarditis 2,246 | | Other unintentional injuries 15,805 | | Stomach cancer 16,672 | | Stomach cancer 32,686 | | Kidney diseases 118,788 | | Cirrhosis of the liver 178,747 | |
| | (14) Drowning 1,017 | | (14) Interpersonal violence 363 | | (12) Falls 1,860 | | (13) Interpersonal violence 15,036 | | (17) Other unintentional injuries 12,511 | | (19) Self-harm 16,726 | | (18) Falls 63,829 | | (17) Self-harm 118,660 | |
| Deaths attributed to violence and injuries | Percentage | Absolute number | Percentage | Absolute number | Percentage | Absolute number | Percentage | Absolute number | Percentage | Absolute number | Percentage | Absolute number | Percentage | Absolute number | Percentage | Absolute number |
| | 6,2% | 5,498 | 37,9% | 6,456 | 49,9% | 44,876 | 22,2% | 115,514 | 8,7% | 65,263 | 4,2% | 60,487 | 2,7% | 167,171 | 5,1% | 465,255 |

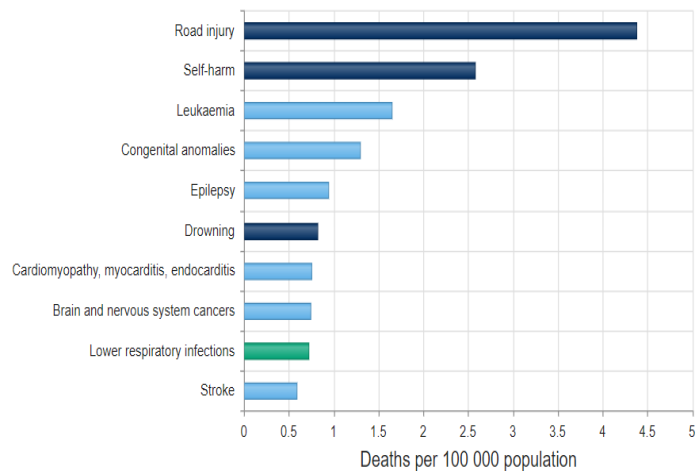
Leading cause of death

5-29 years

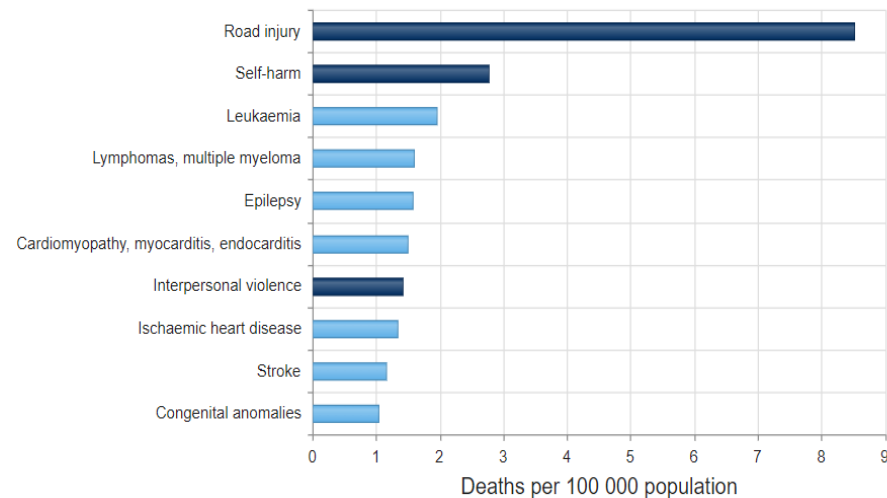
15% of all deaths (5-29)

Top 10 causes of death in Serbia 10-34

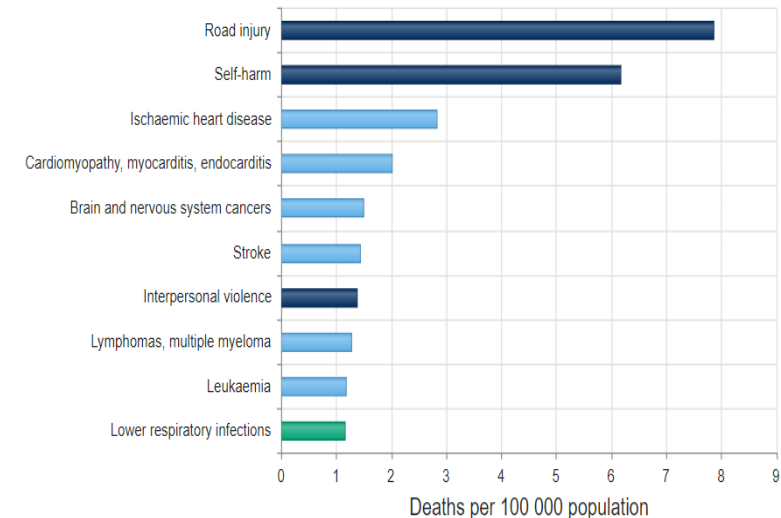
15 to 19 years



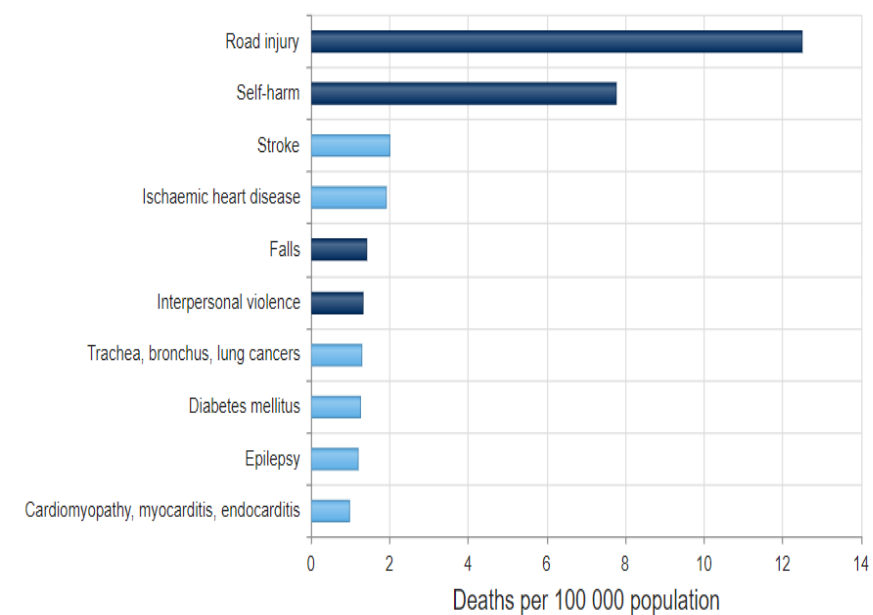
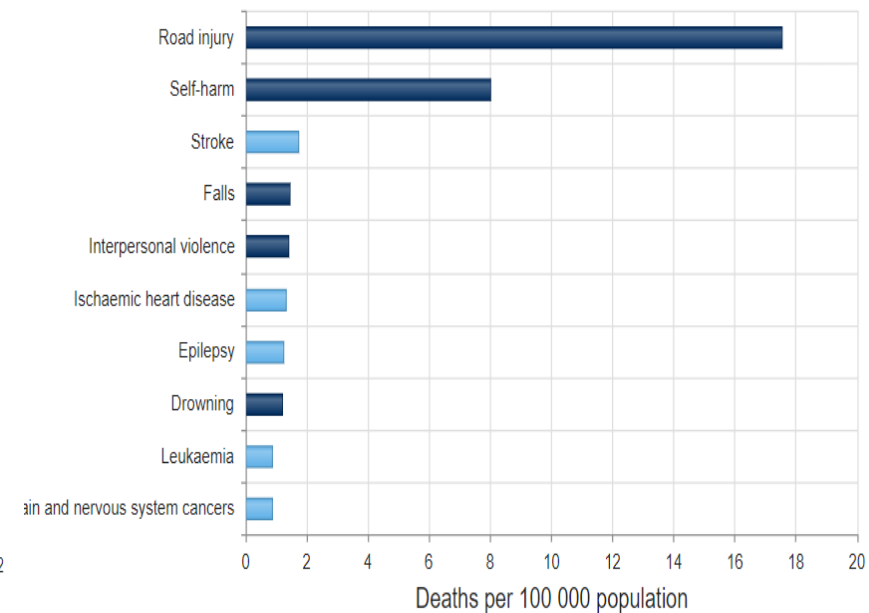
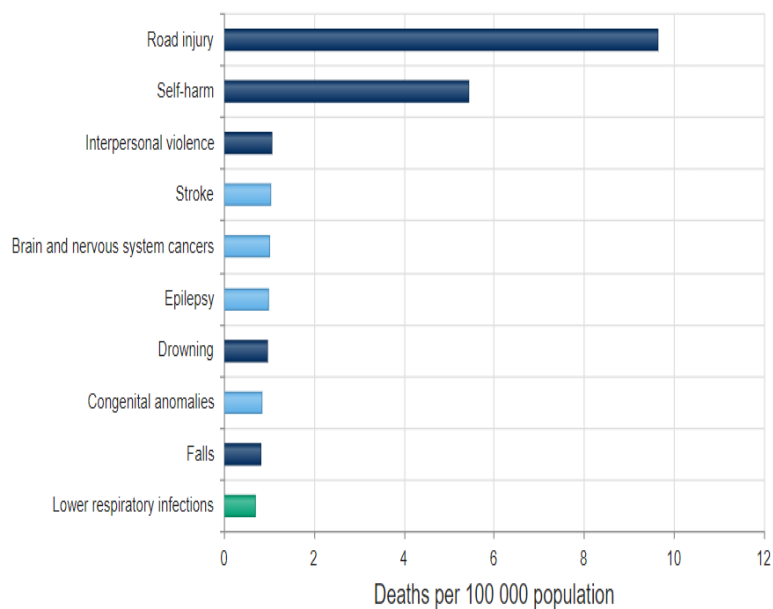
20 to 24 years



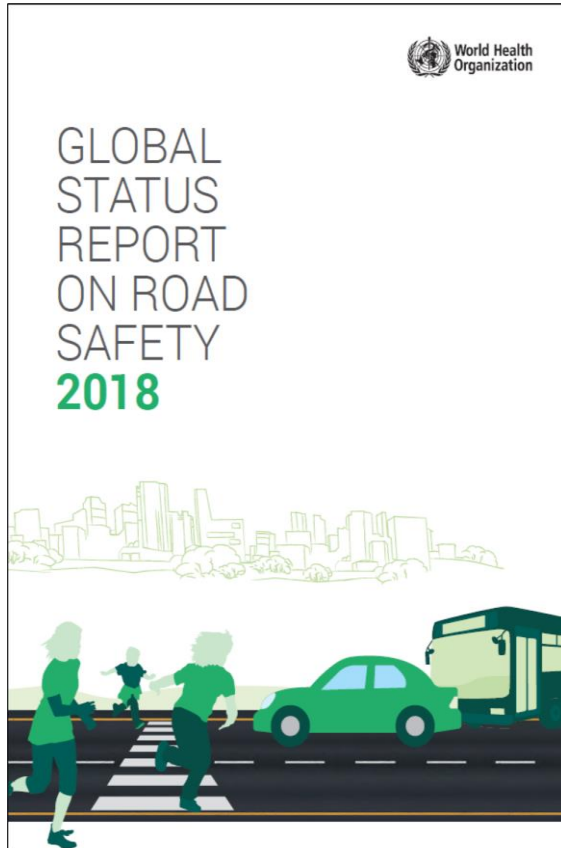
25 to 29 years



Top 10 causes of death in Bosnia and Herzegovina 5-34



5th Global Status Report Road Safety



- Burden of road trauma
 - Progress since last status report
- Baseline 2nd DOA
- Adoption of evidence-based interventions
 - Strategies
 - Legislation
 - Enforcement
- Policy recommendations
- Link to ESRA3

Current priorities for EURO

- Mainstreaming Safe Systems Approaches
 - Practical not theoretical
- Heads of Road Safety Agencies Network
 - 1st Meeting, Stockholm June 2023
 - Regional Meeting 2024
- Regional Road Policing Network
 - 1st Meeting, Istanbul November 2023
 - Technical manual road policing
- Global Plan for DOA
 - Mainstream private sector engagement
- Environmental causes (& prevention) of road trauma (24%)
 - Occupational Road Safety (11%)
- WHO Technical manual/guidelines on medical fitness to drive
- Case studies and communications (learning experiences +ve and –ve)
- National capacity development
 - Policing
 - Regional leadership, Mentoring, twinning etc

Thank you

For more information, please contact:

Jonathon Passmore

Regional Advisor for Road Safety

passmorej@who.int



European Region