



A TERRITORIAL APPROACH TO THE SDGS

Eighty-fourth session of the Committee on Urban Development, Housing and
Land Management
4 October 2023, Geneva

Stefano Marta, Head of Unit, Smart and Sustainable Cities, OECD

 @OECD_local

 www.linkedin.com/company/oecd-local

 www.oecd.org/cfe



A Territorial Approach to the SDGs - Key objectives of the programme



-  Province of Córdoba | Argentina
-  Region of Flanders | Belgium
-  State of Paraná | Brazil
-  Region of Southern Denmark | Denmark
-  City of Bonn | Germany
-  Rhine-Neckar Metropolitan Region | Germany
-  Municipality of Kópavogur | Iceland
-  City of Kitakyushu | Japan
-  County of Viken | Norway
-  Autonomous Province of Bolzano-Bozen | Italy
-  Basque Country | Spain

<https://www.oecd.org/cfe/territorial-approach-sdgs.htm>



1 – CITIES AND REGIONS ARE NOT ON TRACK TO ACHIEVE THE SDGS



OECD localised indicator framework for measuring distance to the SDGs & visualisation

Highlights from OECD cities and regions

- Majority of cities & regions have **not achieved the end values** in any of the SDGs
- Regions lag behind in terms of **climate, energy, coastal protection, biodiversity, industry/innovation**
- Cities lag particularly behind in terms of **climate, biodiversity, health**
- Both cities and regions lag behind on **gender-related targets**

<https://www.oecd-local-sdgs.org/index.html>



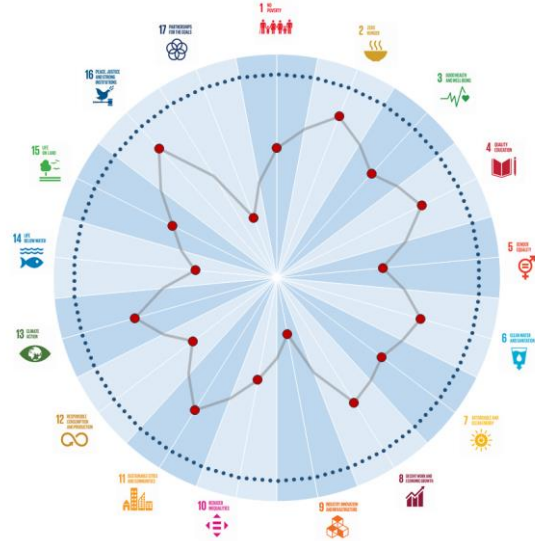


Where do cities stand?

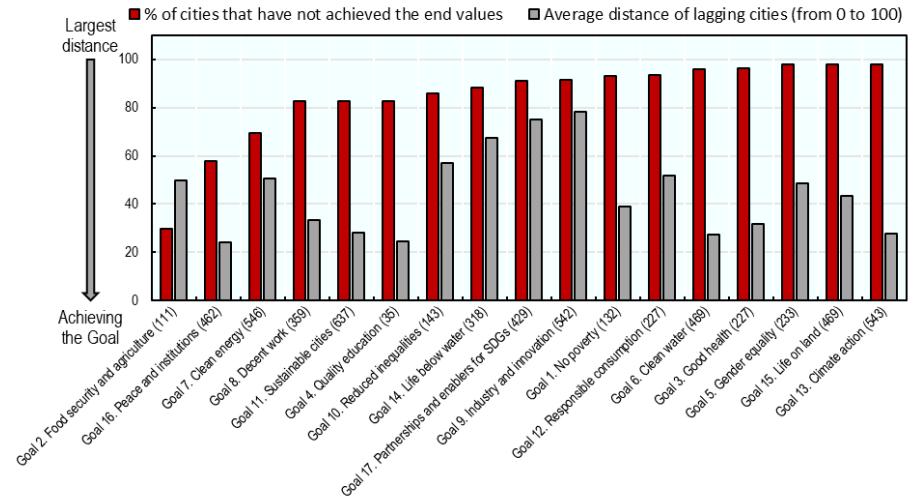
At **least 70% of cities** have not yet achieved the end values for 2030 in 15 out of the 17 SDGs

Distance of OECD Cities to the end values for 2030, by Goal

..... End-value for 2030 ● OECD Regions, average of Index by Goal (from 0 to 100)



Share of Cities that have not achieved the end values for 2030, by Goal





Focus on SDG11 Sustainable cities and communities

Mobility

- The transport sector, mainly road transport, is the second-largest contributor to GHG emissions (24% in 2018) in OECD countries after the energy sector (OECD, 2022)
- Only 51.6% of the world's urban population has convenient access to public transport (UN-Habitat, 2023)

Housing

- Real house prices rose by 77% between 1996 and 2022, compared to GDP per capita growth of only 29% (OECD, 2022).
- Nearly 1.1 billion people lived in slums or slum-like conditions in urban areas (UN-Habitat, 2023)

Air Pollution

- 59% of people in OECD regions and 60% in OECD cities are exposed to air pollution levels above than 10 $\mu\text{g}/\text{m}^3$ of PM 2.5 annual mean – compared to the WHO guideline of less than 5 $\mu\text{g}/\text{m}^3$ (OECD, 2023)



49% of cities and regions consider improving multi-modal transport – such as active and clean urban mobility – their top priority for sustainable mobility and accessibility (OECD, 2022)

Cities are projected to house 55% of the global population by 2050 – 81% of young people who moved within the same country between 2006 and 2016 settled in an urban or intermediate region (OECD, 2022)



55% of local and regional governments consider raising citizens' awareness of the urgency of climate action their main priority to achieve climate objectives in an inclusive way – contributing to SDGs 10 and 13 (OECD, 2022)



2 – THE SDGS ARE STILL ON THE TOP OF THE AGENDA OF CITIES AND REGIONS

OECD/SDSN/CoR survey

- Survey “*The role of cities and regions for the SDGs in an uncertain geopolitical context*”
- Objective: Take stock of the **progress** made by cities and regions in implementing the SDGs, assess the **impact of the COVID-19** pandemic outbreak on the SDGs and analyse how **current crises** are affecting the work on the SDGs
- Survey period: **22 February 2023 – 9 June 2023**
- **243** responses overall
 - **146 responses from municipalities, regions and intermediary entities in 24 EU countries + 9 responses from other OECD countries & 23 from non-OECD countries**
 - 116 from municipalities, 44 from regions, 18 from intermediary entities
 - **65 responses from other participants** (academia, business, associations)



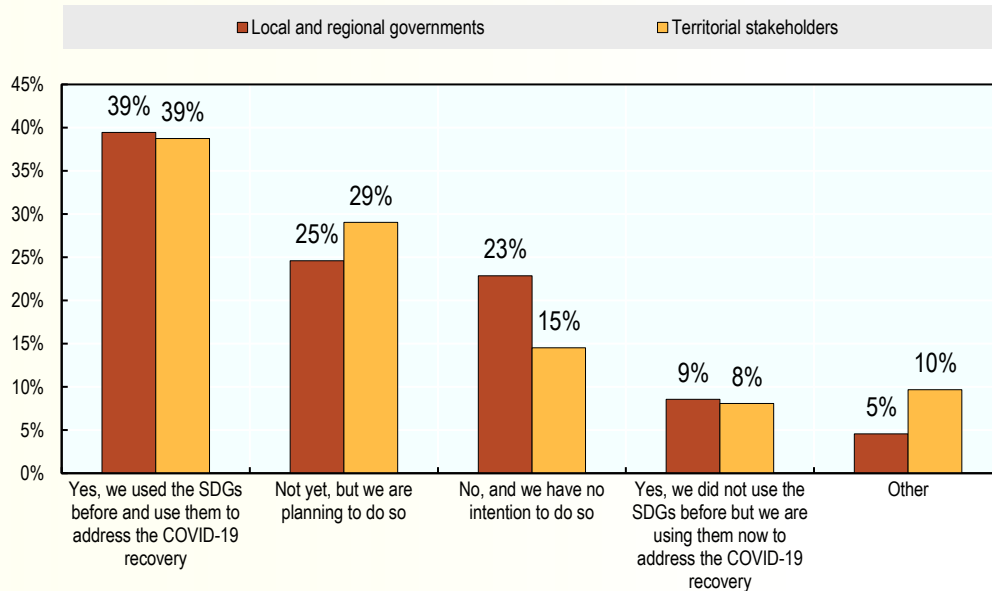
European Committee
of the Regions





The SDGs are a key framework for LRGs to recover from COVID-19

SDGs as a framework for COVID-19 recovery

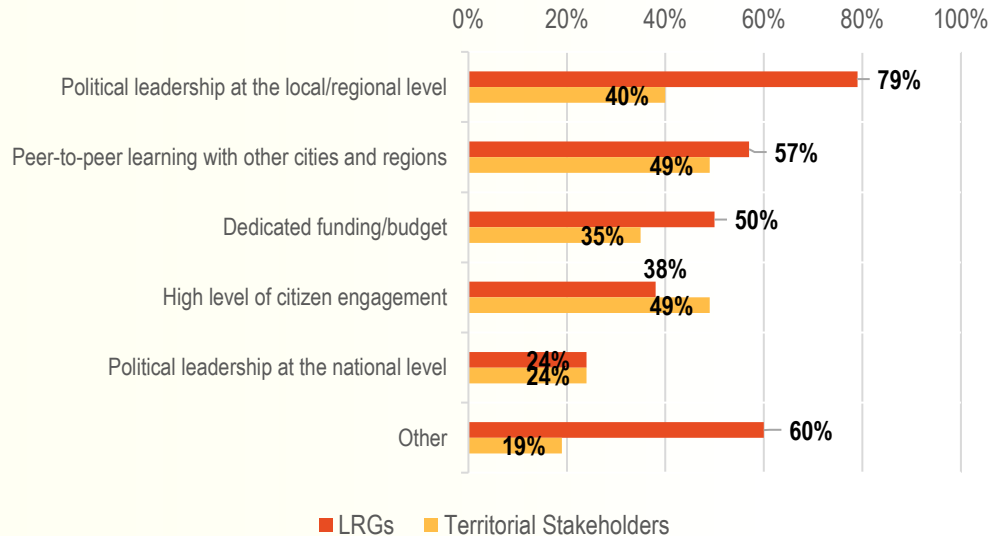


- 39% of LRGs used the SDGs before the pandemic and use them to address the recovery
- 25% did not use the SDGs before but plan to do so now, 23% have no intention to do so
- People Dimension (SDG 1-5) considered to be biggest post-COVID-19 challenge for LRGs (45%) and territorial stakeholders (40%)



Political leadership is a key success factor for the localisation of the SDGs

Success factors

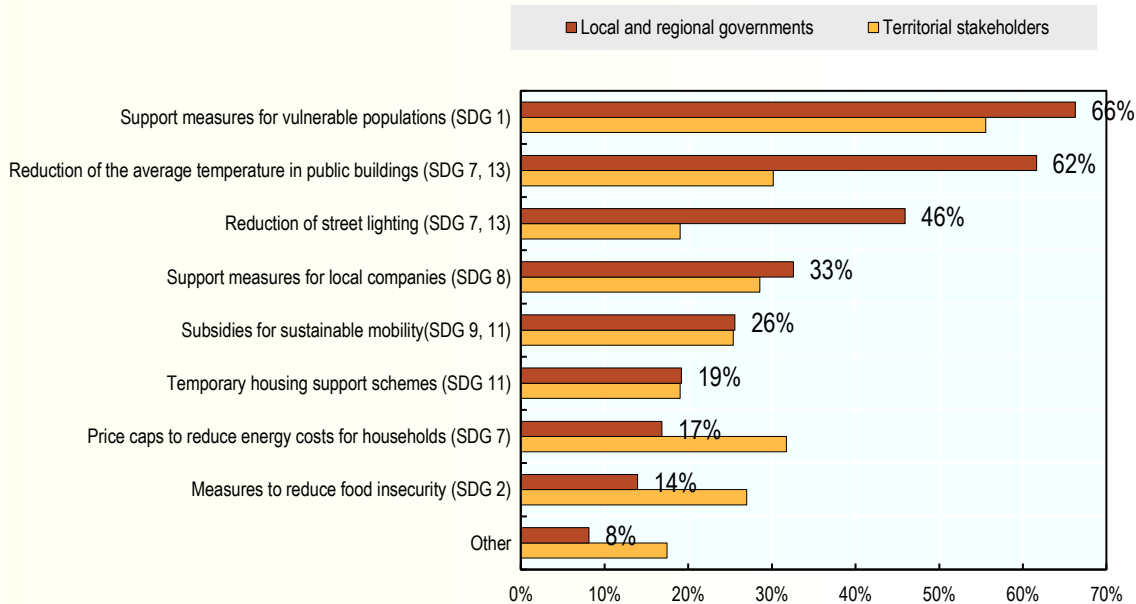


- Political leadership at the local/regional level still a top success factor (79%)
- Peer-to-peer learning with other cities and regions (57%) and dedicated funding (50%) are instrumental factors for the implementation
- Lack of financial resources is the biggest challenge for more than 60% of LRGs



Increasing cost of living impact notably SDGs on poverty, energy and housing

Measures to respond to increasing price levels



- 55% of LRGs have already experienced a decrease in standards of living and expect a further deterioration
- Main areas affected in cities and regions are poverty (70%), energy (69%) and housing (57%)
- Support measures for vulnerable populations (66%) and reduction in avg. temp in public buildings (62%) and reduction of street lightening (46%) are the most common actions taken by cities and regions responding to price increases



3 – FIVE ENABLING FACTORS TO ACHIEVE THE SDGS: THE OECD CHECKLIST



Five enabling factors to achieve the SDGs: the OECD Checklist



Thank you!

Twitter: [@OECD_local](#)

LinkedIn: www.linkedin.com/company/oecd-local

Website: www.oecd.org/cfe

