



Transport Statistics Dissemination

Alex Blackburn; UNECE



UNECE

Overview



- Regular products
- Consideration of different user needs
- How to proceed with limited resources

Mandated products




- Two biennial publications, covering road safety and inland transport statistics
- Future: aim to improve their value by blending them into web format.
- Possibility: direct links to database cubes.

UNECE

Statistics of Road Traffic Accidents


IN EUROPE AND NORTH-AMERICA



UNECE

2022 Inland Transport Statistics

FOR EUROPE AND NORTH AMERICA



Different User Needs



- Transport data experts: granular data cubes with easy to use APIs.
- Transport experts: extra level of detail, key indicators to compare across countries. (Dashboard and indicator collections).
- Policy makers: easy to understand top-level data and graphs. Show them overall trends and provide explanation. (*Can* be achieved by PDFs; other products have more impact).

Strategy

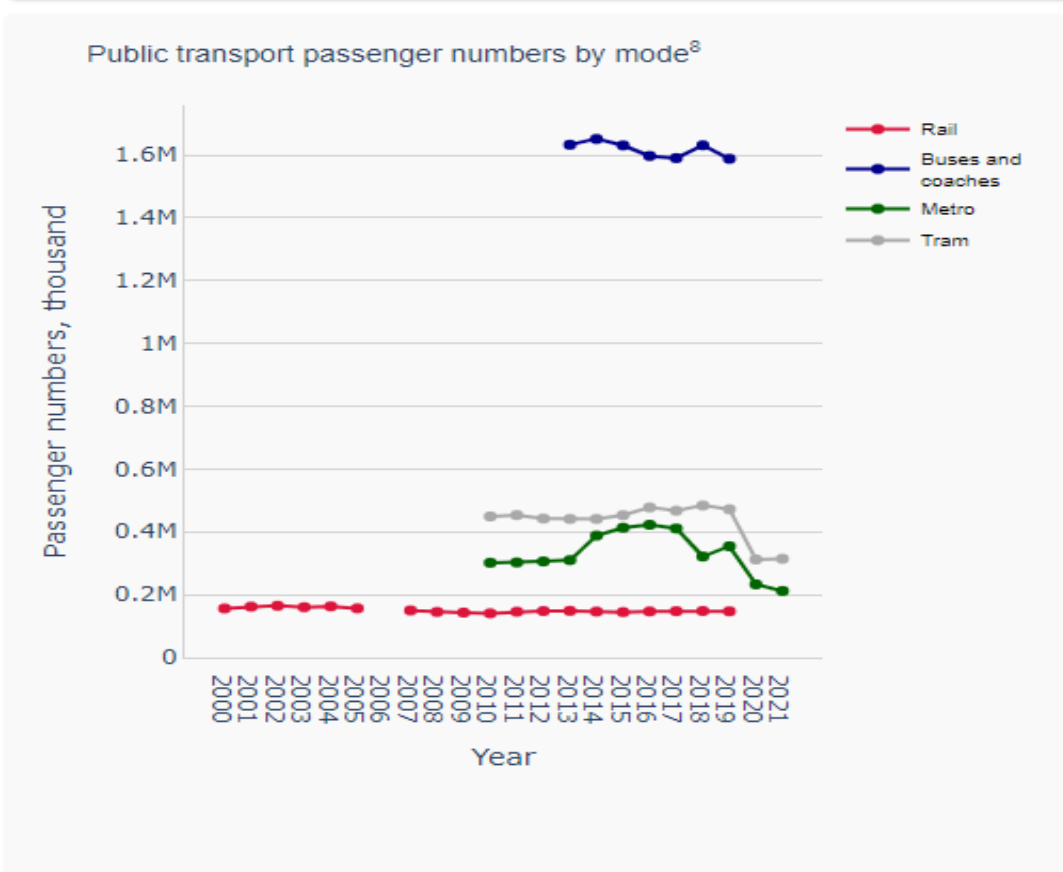
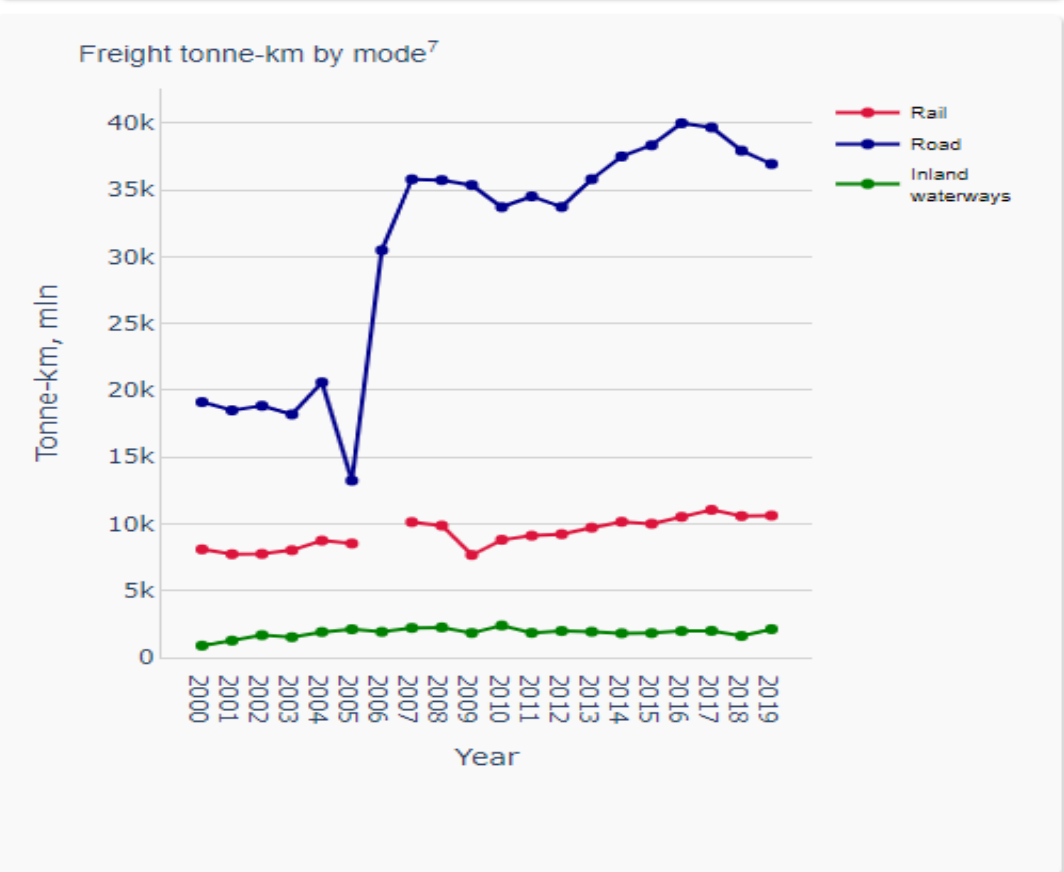


- Limited software budget & human resources
- Therefore approach has been to utilize open-source tools (e.g. Plotly).
- Strategy
 - Produce and learn (reduce costs for the next one)
 - “Beautiful but cheap”
 - Different products for different users

SDG Dissemination



<https://stats.unece.org/infocard/>



Road Safety Dissemination: A Data Story Approach

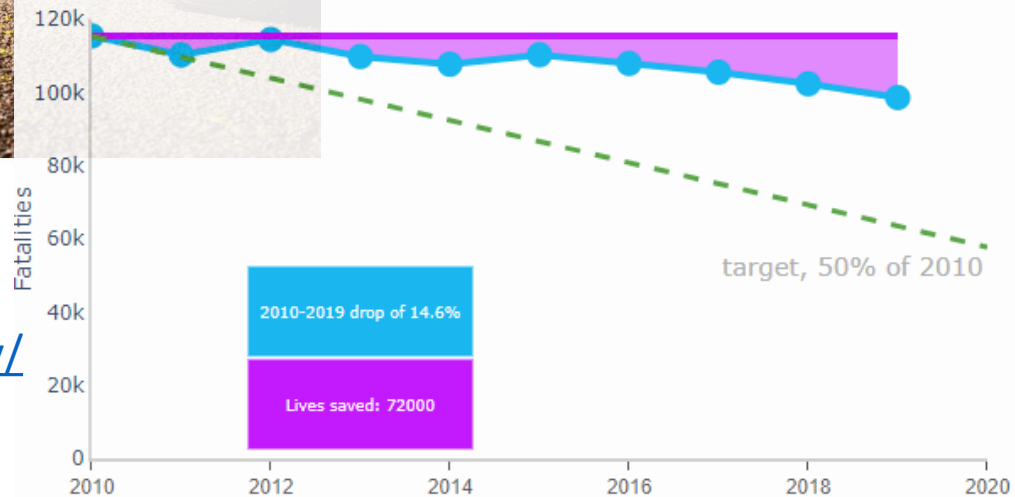


ROAD SAFETY IN THE UNECE REGION

WHAT DO THE DATA SAY?
EXPLORE THE REGION'S
PROGRESS TOWARDS THE
SDG 3.6 TARGET



Road traffic accidents, total for UNECE region



Since 2010, the rate of progress has varied significantly across countries in our region. The seven best performers show the diversity of our region, from Turkmenistan and Belarus to Norway and Greece.

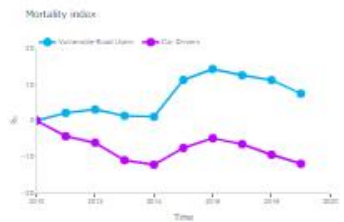
Countries which are flattening or which have seen fatalities increase should up their efforts and make road safety a priority.



In addition to the breakdown by country there are different trends in fatalities by type of road user. The next graph shows how fatalities have evolved for vulnerable road users (pedestrians and cyclists) against passenger car occupants (who together make up about 80% of all fatalities).

INCREASING FATALITIES FOR VULNERABLE ROAD USERS IS A CONCERN

Fatalities have increased for pedestrians and cyclists, and decreased for passenger car occupants (who together make up about 80% of all fatalities).



Passenger car occupants have seen a reduction in fatalities of

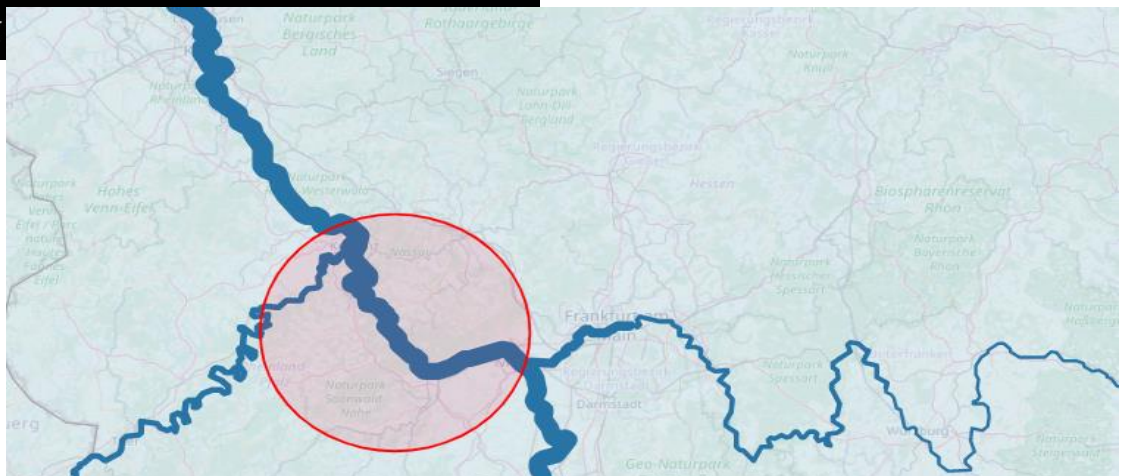
https://w3.unece.org/Stories/2022/06/road_safety/

Data Story 2: Inland Waterway volumes with maps



EXPLORING EUROPEAN INLAND WATER FREIGHT WITH MAPS

VISUALISING TRANSPORT



THE IMPACT OF WEATHER ON GOODS FLOWS

The Rhine river sometimes has traffic issues due to droughts. This was prominent in 2022, particularly at Kaub near Frankfurt.



Future Plans: Microsite



TRANSPORT-RELATED SDG MONITORING

Sustainable and inclusive transport is crucial to achievement of the Sustainable Development Goals. Efficient and inclusive transport networks give access to services, jobs and education, leaving no-one behind regardless of their age, sex or social status. And yet transport is the only major emitting sector with increasing emissions since 1990 in Europe.

How many targets are on track?



INFRASTRUCTURE AND TRANSPORT, SDG 9

Access to transport means freedom, development and growth for individuals and businesses, and it is crucial to ensure everyone, including youth, the old, people with disabilities, and people in rural areas have access to transport. Additionally, tracking the relative shares of different modes of transport allows insights into which infrastructure is most important, as well as giving insights into safety, greenhouse gas emissions, and congestion impacts of transport. Click "Read article" to learn more.

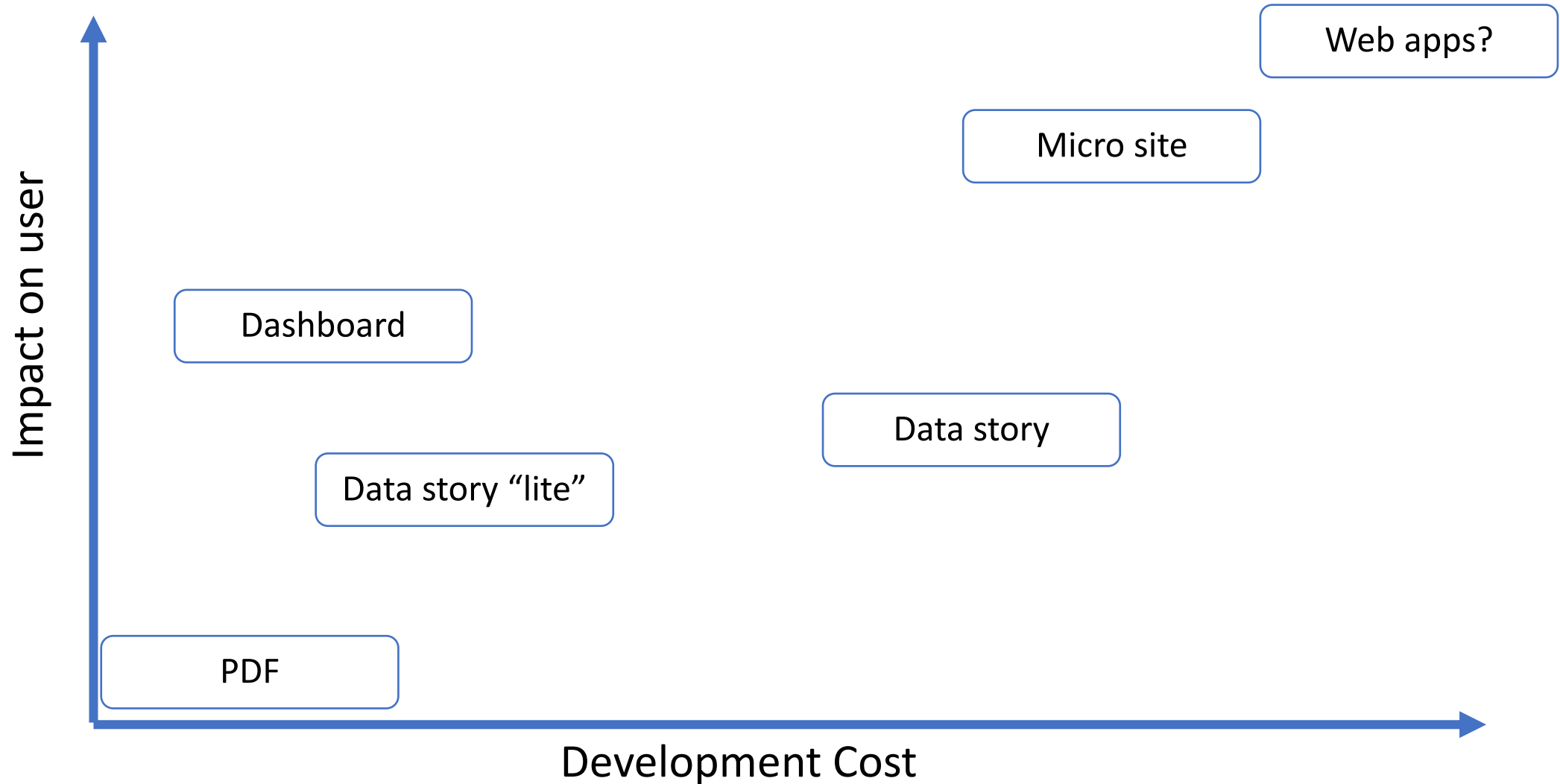


INFRASTRUCTURE

SDG Target 9.1 is to develop quality, reliable, sustainable and resilient infrastructure. How well is it...

[Read article](#) ▾

Range of Products



You are invited to:



- Share your plans for improved transport dissemination in the future.
 - What users are you targeting?
 - Can these be developed “low cost” (time and software)?
- What other products should UNECE focus on?



UNECE

Thank you!

Alex Blackburn

BlackburnA@un.org

Stat.trans@un.org