



**Ongoing and planned capacity development activities
at national level and specific capacity development
needs relevant for Serbia**

Nebojsa Redzic
Head of Department
Serbian Environmental Protection Agency

Table of content

- ▶ The Sustainable Development Goals (SDGs) indicators
- ▶ National Indicators list
- ▶ Other indicators sets

- ▶ Reporting and publishing

The Sustainable Development Goals (SDGs)



Roles in the Sustainable Development Goals (SDGs) development

- ▶ Statistical Office of the Republic of Serbia has the main role in coordinator in the process of monitoring SDG indicators
- ▶ SORS cooperate with all relevant statistical data producers and international organizations to provide environment-related SDG indicators and monitor progress towards achieving 2030 Agenda goals.
- ▶ Environmental protection agency is the main governmental body for data collection and indicator calculation from the environmental field.

Roles in the Sustainable Development Goals (SDGs) development

- ▶ Institutions responsible for environmental indicators on national level and data delivery
 - Serbian Environmental Protection Agency
 - Statistical Office of the Republic of Serbia
 - Institute of Public Health of Serbia
 - Ministry of Agriculture, Forestry and Water Management - Water Directorate
 - Republic Hydrometeorological Institute,

Data sources for environmental indicators

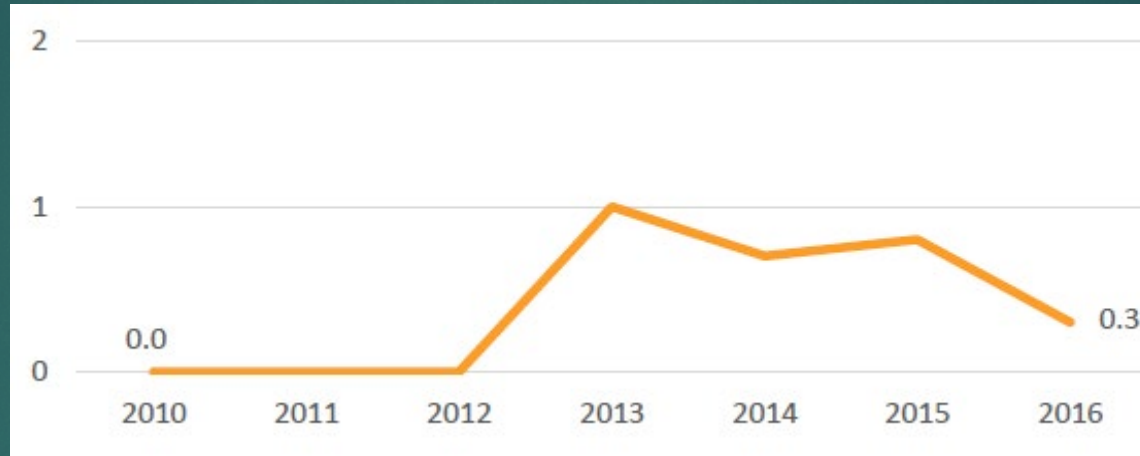
- ▶ Statistical surveys
- ▶ Administrative data sources
- ▶ Databases

SEPA SDG indicators

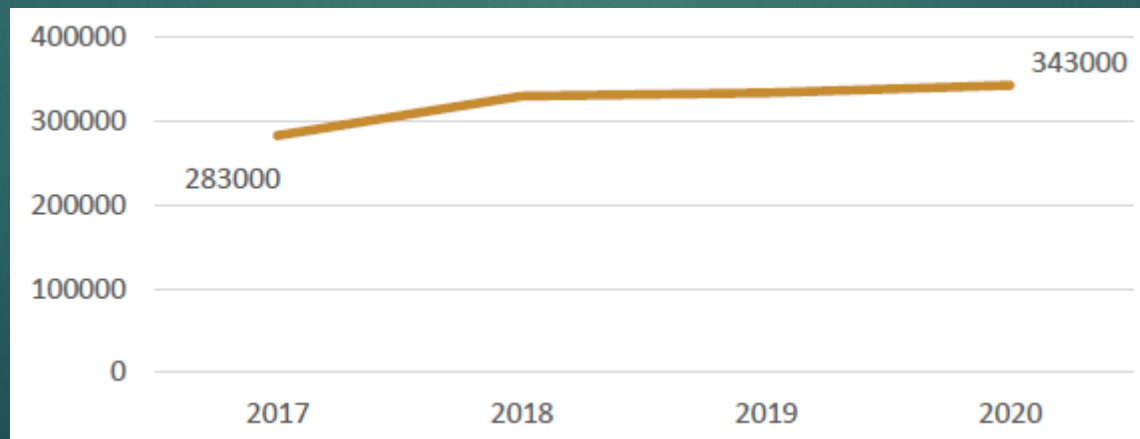
- ▶ 6.3.2 Proportion of bodies of water with good ambient water quality, 2014 and 2017 (%)
- ▶ 11.6.1 Recycling rate of municipal waste, 2010-2016 (% of total waste generated)
- ▶ 12.5.1 National recycling rate, tons of material recycled, 2017-2020 (tons)
- ▶ 12.1.1c Number of policies, instruments and mechanism in place for sustainable consumption and production, 2020
- ▶ 15.1.2 Proportion of important sites for terrestrial and freshwater biodiversity that are covered by protected areas, by ecosystem type, 2010-2021 (%)

SEPA SDG indicators

- ▶ 11.6.1 Recycling rate of municipal waste, 2010-2016 (% of total waste generated)



- ▶ 12.5.1 National recycling rate, tons of material recycled, 2017-2020 (tons)



National indicators list

- ▶ Prepared by SEPA.
- ▶ DPSIR model implemented.
- ▶ Number of indicators in NLI
 - Driving forces: 8
 - Pressures: 22
 - State: 16
 - Impact: 12
 - Response: 25

plus:

- Evaluation of progress in Sustainable Development Goals
- Management in the period of adaptation to climate change

National indicators list - example

Waste management indicators

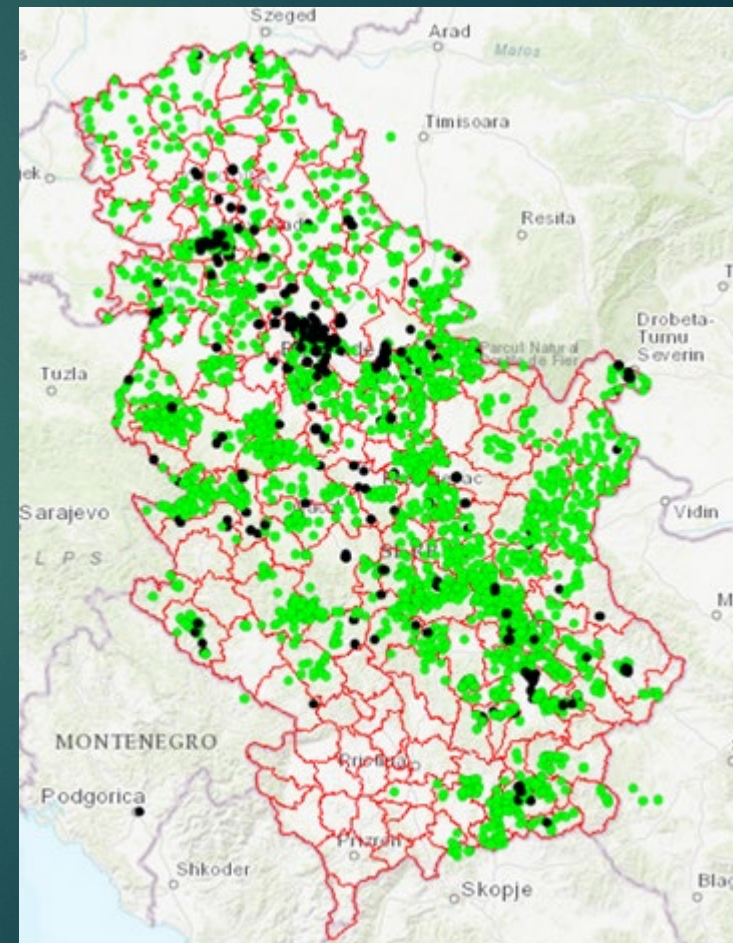
- Municipal waste
- Quantity of generated waste during the facility activity
- Quantity of separated, collected, recovered and disposed waste
- Transboundary movement of waste
- Landfills and dumpsites
- Packaging waste
- Quantities of special waste streams
- Quantities of the health care and pharmaceutical waste

Other indicators lists

These indicators list are prepared according national and international needs for much more detailed data on state level and possible disaggregation on local and regional level.

Example:

Non sanitary dumps in Serbia.



Reporting and publishing

National SDG portal - metadata

The screenshot shows a web browser window displaying the metadata for SDG indicator 12.5.1. The browser's address bar shows the URL: sdg.indikator.rs/en-us/area/responsible-consumption-and-production/?subarea=SDGUN120501&indicator=120501IND01. The page features a navigation sidebar on the left with buttons for 'CPN', 'SRP', and 'ENG'. The main content area is divided into two sections: 'INDICATORS' and a detailed metadata table. The 'INDICATORS' section shows a dropdown menu for '12.5.1 National recycling rate, tons of material recycled'. The metadata table provides the following information:

Field	Value
Definition	Quantity of material recycled in the country plus quantities exported for recycling out of total waste generated in the country, minus material imported intended for recycling.
Source:	Environmental Protection Agency
Update date:	10/21/2022
Indicator name:	National recycling rate, tons of material recycled
Global indicator number	12.5.1
Global indicator name:	National recycling rate, tons of material recycled
Number of subarea	12.5
Name of subarea	By 2030, substantially reduce waste generation through prevention, reduction, recycling and reuse
Global indicator ID	C120501
Metadata Link:	https://unstats.un.org/sdgs/metadata/files/Metadata-12-05-01.pdf
Types of disaggregation	

The bottom of the screenshot shows the Windows taskbar with the system tray displaying the date and time as 10:02 on 24/10/2022, and the weather as 19°C Partly sunny.

Reporting and publishing

National SDG portal - data

The screenshot shows a web browser displaying the National SDG portal. The page is titled "sdg.indikatori.rs/en-us/area/responsible-consumption-and-production/?subarea=SDGUN120501&indicator=120501IND01". The main content area features a navigation menu on the left with "CPI", "SRP", and "ENG" buttons. The "INDICATORS" section is active, showing "12.5 By substantially reduce waste generation through prevention, recycling and reuse" with a "2030, through reduction, recycling and reuse" target. Below this, the "12.5.1 National recycling rate, tons of material recycled" indicator is selected. The "TABLE DATA" tab is active, displaying a table with the following data:

Period	REPUBLIC OF SERBIA	tonne
2017	283000	
2018	330000	
2019	334000	
2020	343000	

Additional information includes "Update date: 10/21/2022", "Source: Environmental Protection Agency", and "Note: since 1999 without data for AP Kosovo and Metohija". The "Export data" section offers "XML", "XLS", and "CSV" options. The footer contains navigation links for "HOME", "ABOUT AGENDA 2030", "DATABASE", "DOCUMENTS", and "NEWS", along with "Privacy Policy" and "Sitemap". The Windows taskbar at the bottom shows the date as 24/10/2022 and the time as 10:03.

Reporting and publishing - SDG

► SORS publication




SEPA publication



Reporting and publishing - NLI

SEPA publication



The National State of Environment report is based on on the NLI list of indicators.

Reporting and publishing - Other

SEPA publications



РЕПУБЛИКА СРБИЈА
Министарство заштите животне средине
Агенција за заштиту животне средине



УПРАВЉАЊЕ ОТПАДОМ У РЕПУБЛИЦИ СРБИЈИ
У ПЕРИОДУ 2011-2020. ГОДИНА



РЕПУБЛИКА СРБИЈА
Министарство заштите животне средине
Агенција за заштиту животне средине



ПЛАСТИЧНЕ КЕСЕ У РЕПУБЛИЦИ СРБИЈИ У 2020. ГОДИНИ



РЕПУБЛИКА СРБИЈА
Министарство заштите животне средине
Агенција за заштиту животне средине



ИЗВЕШТАЈ О УПРАВЉАЊУ АМБАЛАЖОМ И АМБАЛАЖНИМ ОТПАДОМ
У РЕПУБЛИЦИ СРБИЈИ У 2020. ГОДИНИ



РЕПУБЛИКА СРБИЈА
Министарство заштите животне средине
Агенција за заштиту животне средине



ПРОИЗВОДИ КОЈИ ПОСЛЕ УПОТРЕБЕ ПОСТАЈУ ПОСЕБНИ ТОКОВИ ОТПАДА
У РЕПУБЛИЦИ СРБИЈИ У 2020. ГОДИНИ





Thank you for your attention!

Nebojsa Redzic
nebojsa.redzic@sepa.gov.rs