

Insights into Refugee Outcomes in the UK

Nicky Rogers

Lead - Longitudinal Design & Methods

Office for National Statistics

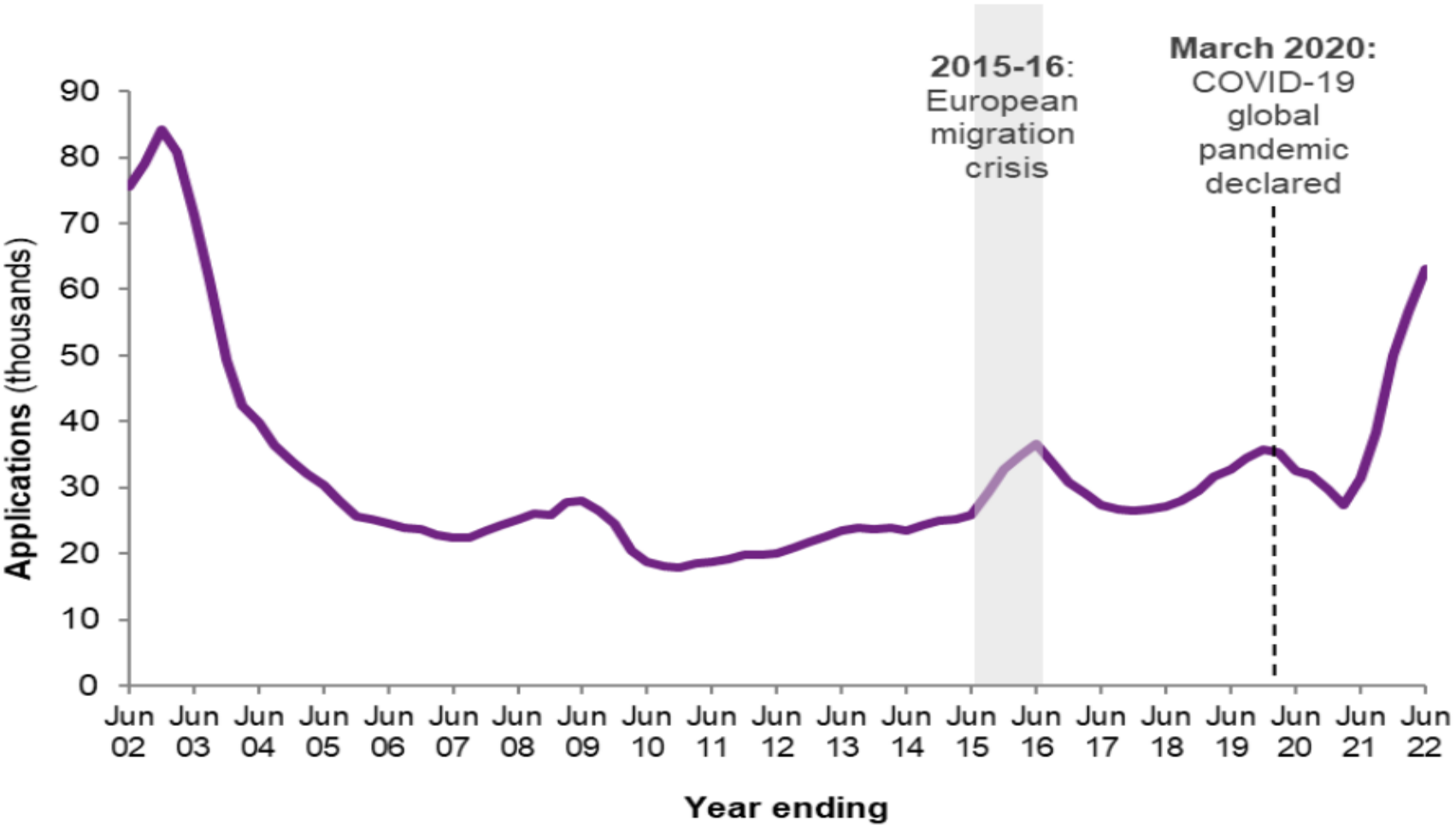
United Kingdom

nicola.rogers@ons.gov.uk

Presentation outline

- Asylum and refugee flows to the UK
- UK Humanitarian Response Insights Survey (UKHRIS)
- Refugee Integration Outcomes (RIO) Cohort Study
- The future
- References
- Collaboration

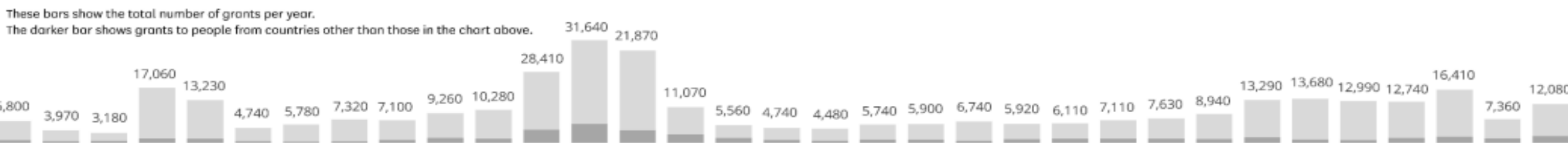
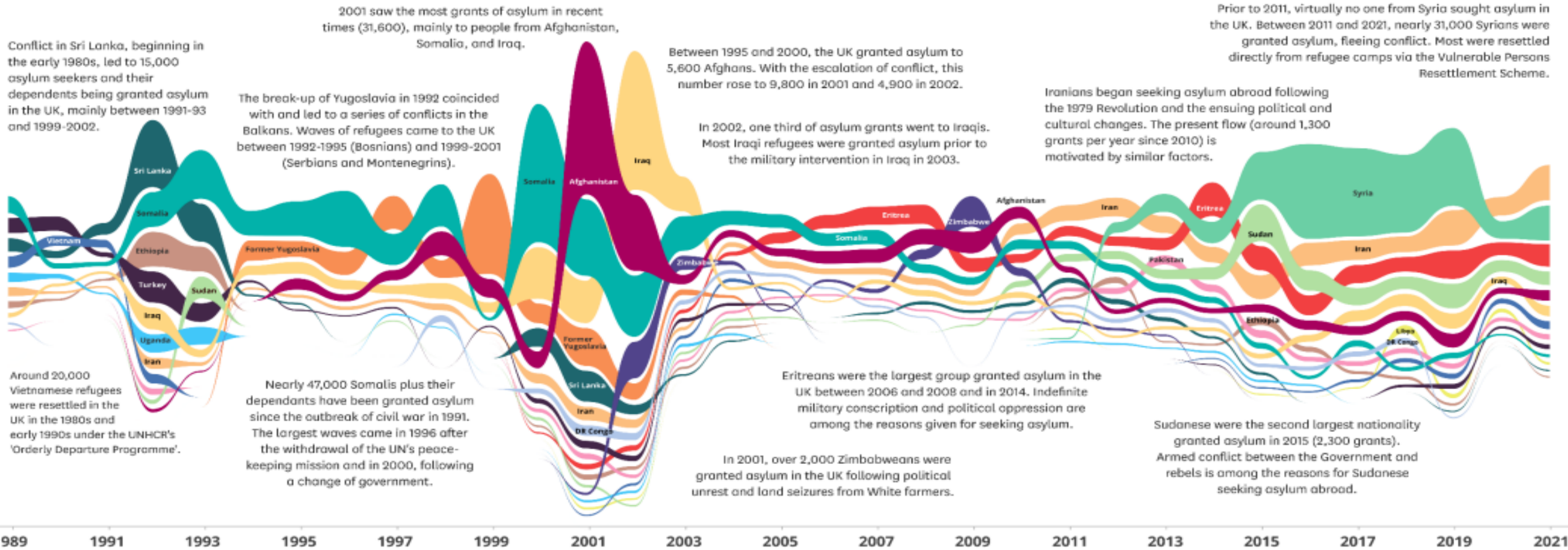
Asylum applications and initial decisions



Source: Home Office Immigration Statistics, year ending June 2022, table Asy_D01 and Asy

Which countries do refugees come to the UK from?

This chart shows the number of grants of asylum or other forms of humanitarian protection, by refugees' country of origin, in each year since 1989. The height of each 'stream' represents the number of grants of asylum to that nationality in a given year. In each year, the streams are ranked from top to bottom, by number of grants. Not all nationalities are shown.



Resettled refugees

- 2014-2021: UK Government launched Vulnerable Persons resettlement scheme those fleeing conflict in Syria **20,319 resettled**
- 2016-2021: UK Government launched Vulnerable Children's resettlement scheme – at-risk children and their families from MENA region **1,838 resettled**
- April 2021: Afghan Relocations and Assistance Policy (ARAP) } **21,450 arrivals**
- January 2022: Afghan Citizens Resettlement Scheme (ACRS) }
- March 2022: Ukraine Family Scheme – allows applicants to join family members or extend stay in UK **33,500 arrivals**
- March 2022: Ukraine Sponsorship Scheme – allows applicants to come to UK if have a named sponsor **81,700 arrivals**
- May 2022: Ukraine Extension Schemes – Ukrainian nationals and families apply to extend permission to stay in UK **16,800 granted permission to stay**

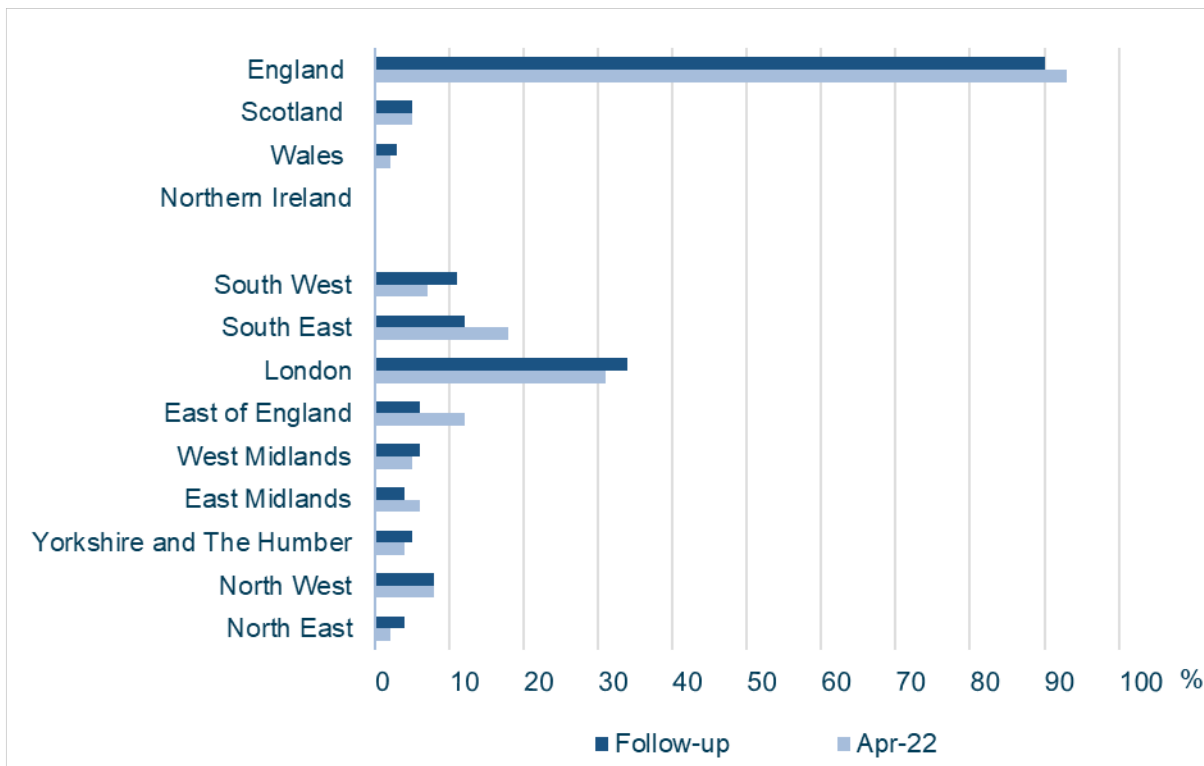
UK Humanitarian Response Insights Survey

- Understand Ukrainian nationals' experiences since arriving in UK and intentions
- Wave 1 online survey launched April 2022: arrival, English language, living arrangements, intention to stay, health and well being, employment etc
Response rate 28% (3,412 respondents)
- Second wave June 2022 to capture arrivals since wave 1 Response rate 31%
(9,601 respondents)
- Follow up survey July 2022: housing, support, childcare, social care, internal moves, access (or barriers) to services and employment etc Response rate 39%
(1,132 Wave 1 respondents who agreed to be recontacted)

UKHRIS Results

UK country and English region where adults from Ukraine lived in April and where they live now

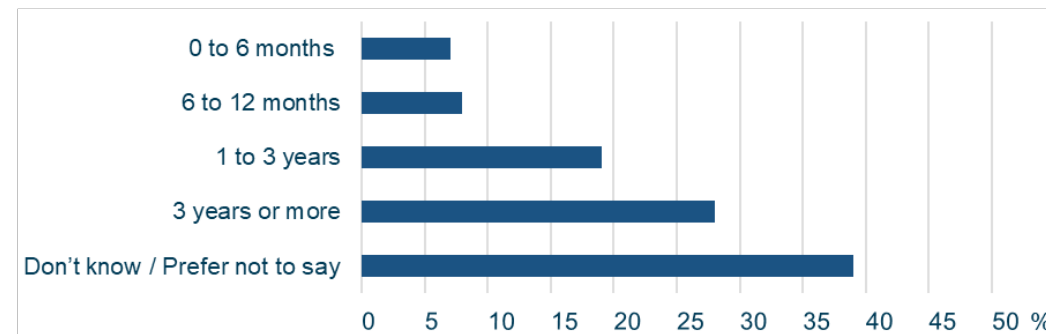
Base population: All adults



Source: UK Humanitarian Response Insight Follow-up Survey, 20 July – 4 August 2022, and UK Humanitarian Response Insight Survey 20 – 27 April 2022.

The length of time adults from Ukraine think they will stay in the UK

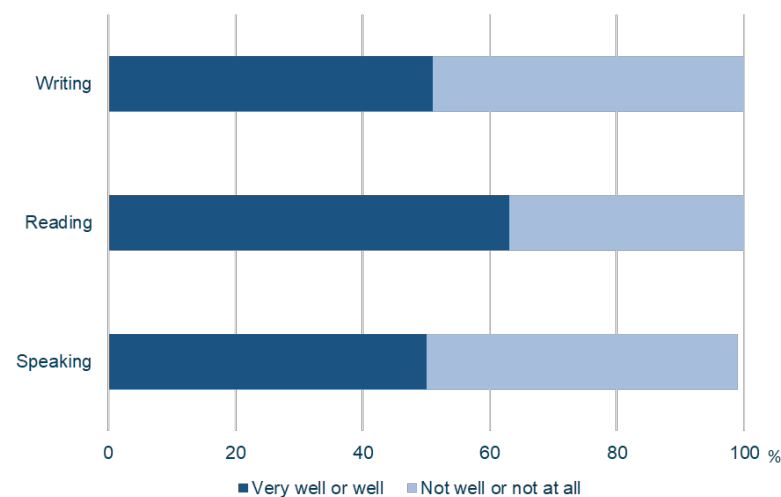
Base population: All adults



Source: UK Humanitarian Response Insight Follow-up Survey, 20 July – 4 August 2022

English language proficiency of adults from Ukraine²

Base population: All adults



Source: UK Humanitarian Response Insight Follow-up Survey, 20 July – 4 August 2022

Current employment status of adults from Ukraine in the UK

Base population: All adults

	Employed or self-employed	Unemployed	Retired	Other
Statistic	42%	27%	15%	5%

Source: UK Humanitarian Response Insight Follow-up Survey, 20 July – 4 August 2022

Education services attended by dependent children¹

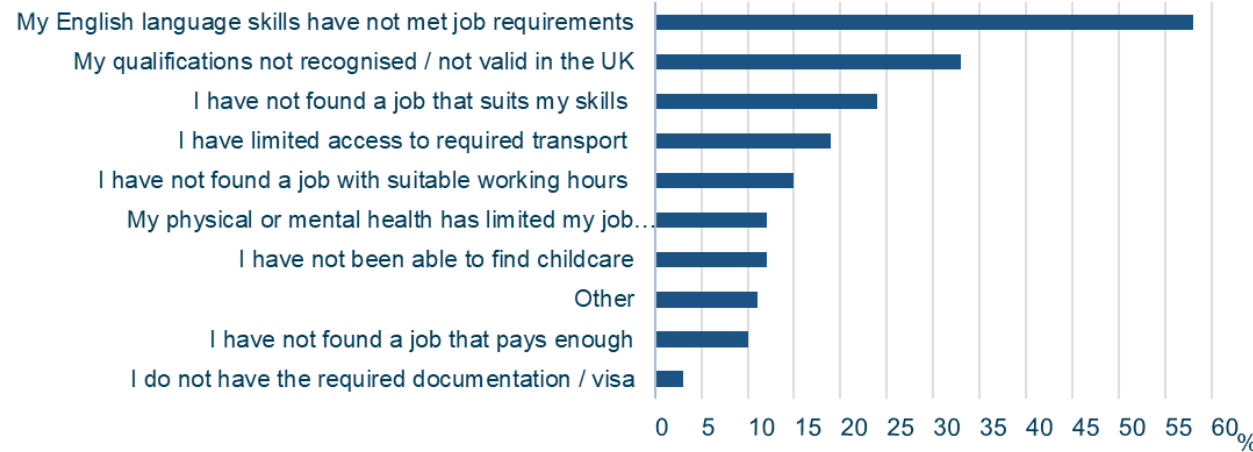
Base population: All adults who have at least one dependent child living with them

	Statistic
Nursery, pre-school or childminder (0 to 4 years)	10%
Primary school (aged 4 to 11 years)	57%
Secondary school (aged 11 to 16 years)	42%
Further education (aged 16 or over)	9%

Source: UK Humanitarian Response Insight Follow-up Survey, 20 July – 4 August 2022

Barriers to being able to take up work in the UK experienced by Ukrainian adults¹

Base population: Adult who experienced barriers to employment.



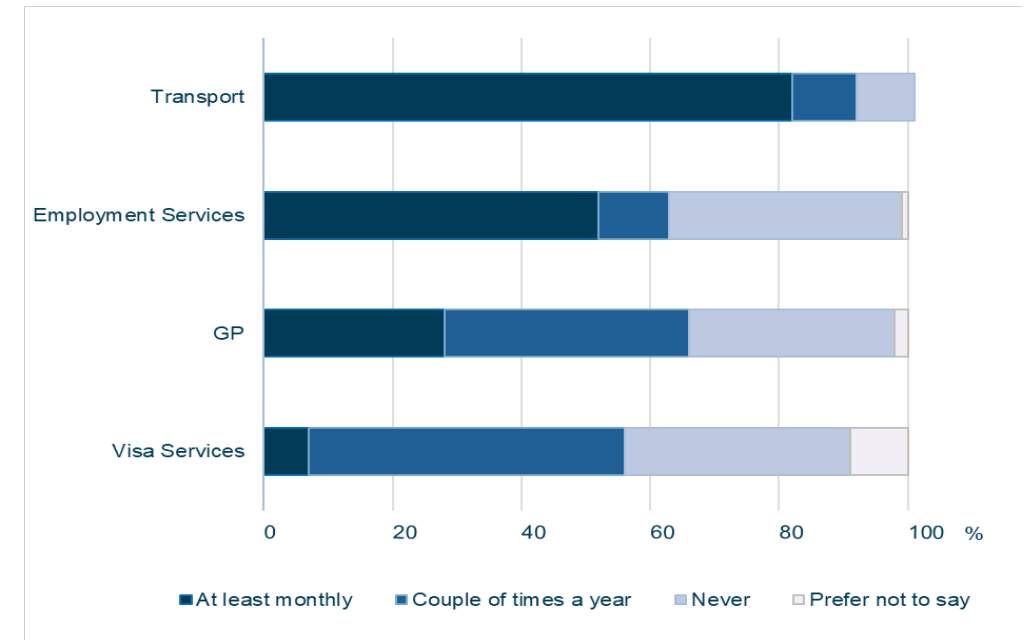
Source: UK Humanitarian Response Insight Follow-up Survey, 20 July – 4 August 2022

Notes.

1. Respondents were able to choose more than one response option.

How often adults used the four most used public services

Base population: All adults



Source: UK Humanitarian Response Insight Follow-up Survey, 20 July – 4 August 2022

Refugee Integration Outcomes(RIO) Cohort Study

- Understand integration outcomes for resettled refugees (VPRS/VCRS) and those granted asylum (ARR)
- Cohorts arriving (or granted Asylum) in England and Wales between 2015 and 2020
- Approximately 121,000 individuals in the Study
- Linked Home Office data and health data in first iteration
- Understand internal migration moves since arrival or grant of asylum, access to health services (GPs)

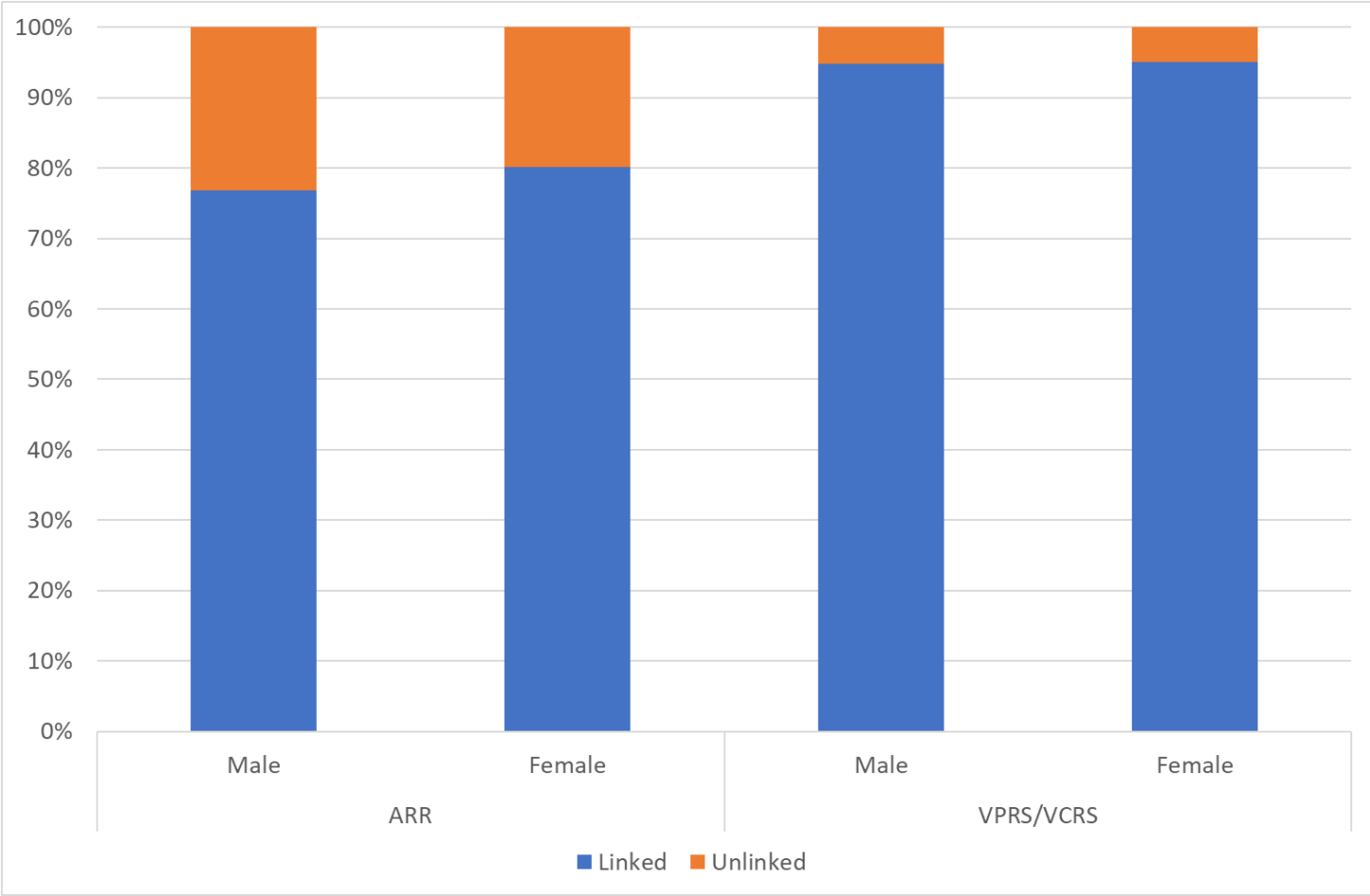
Linkage rates to health data (GPs)

RIO entry route	Linked	Unlinked	Total	Match rate (%)
VPRS/VCRS	15,663	601	16,264	96.3
ARR	81,606	23,187	104,793	77.9

Source: ONS analysis of linked PDS data to VPRS/VCRS and ARR data, 2015-2020

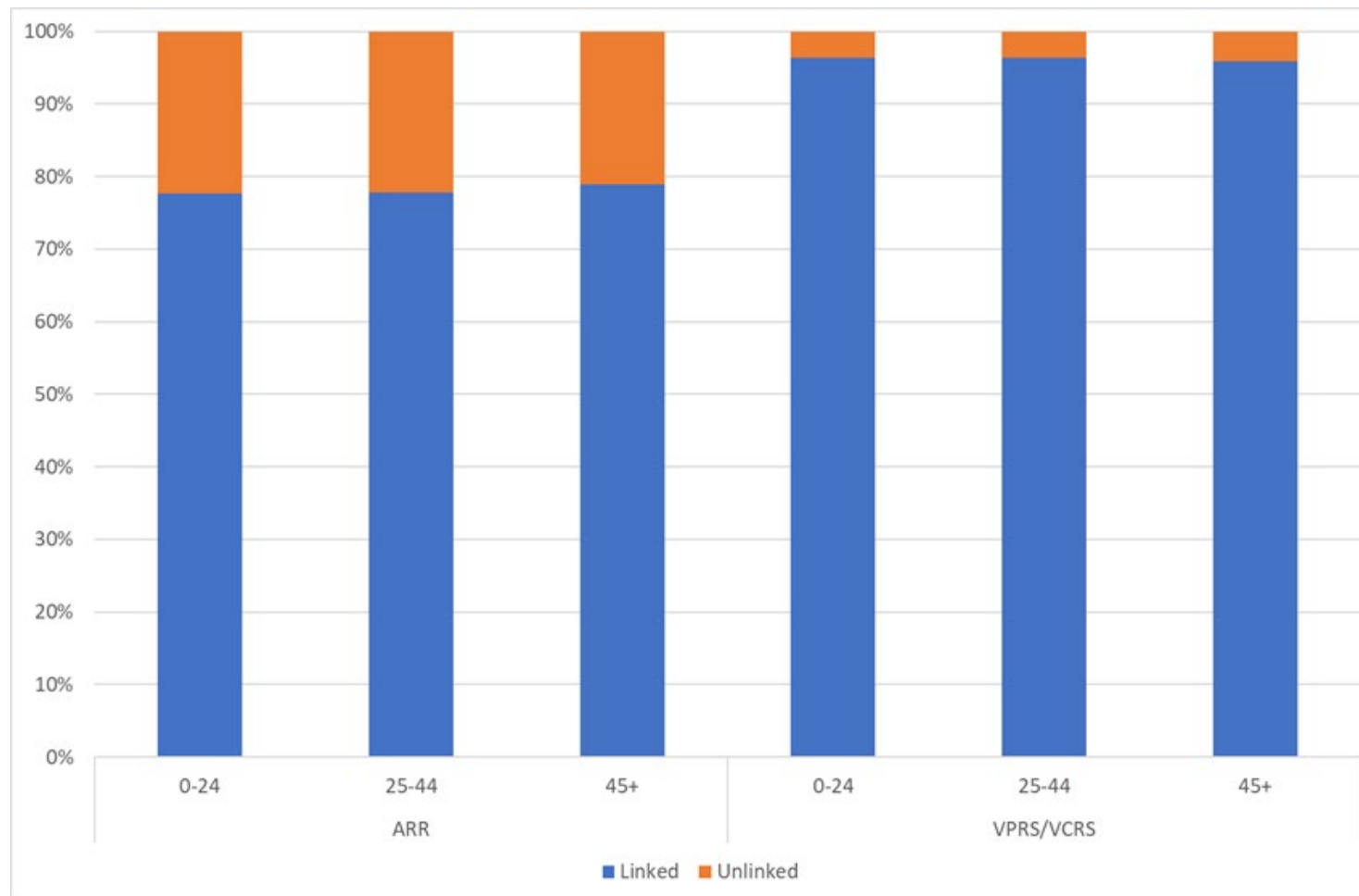
Lower linkage rate for asylum partially due to only using automatch in this first iteration.

Comparison of linked and unlinked records by sex



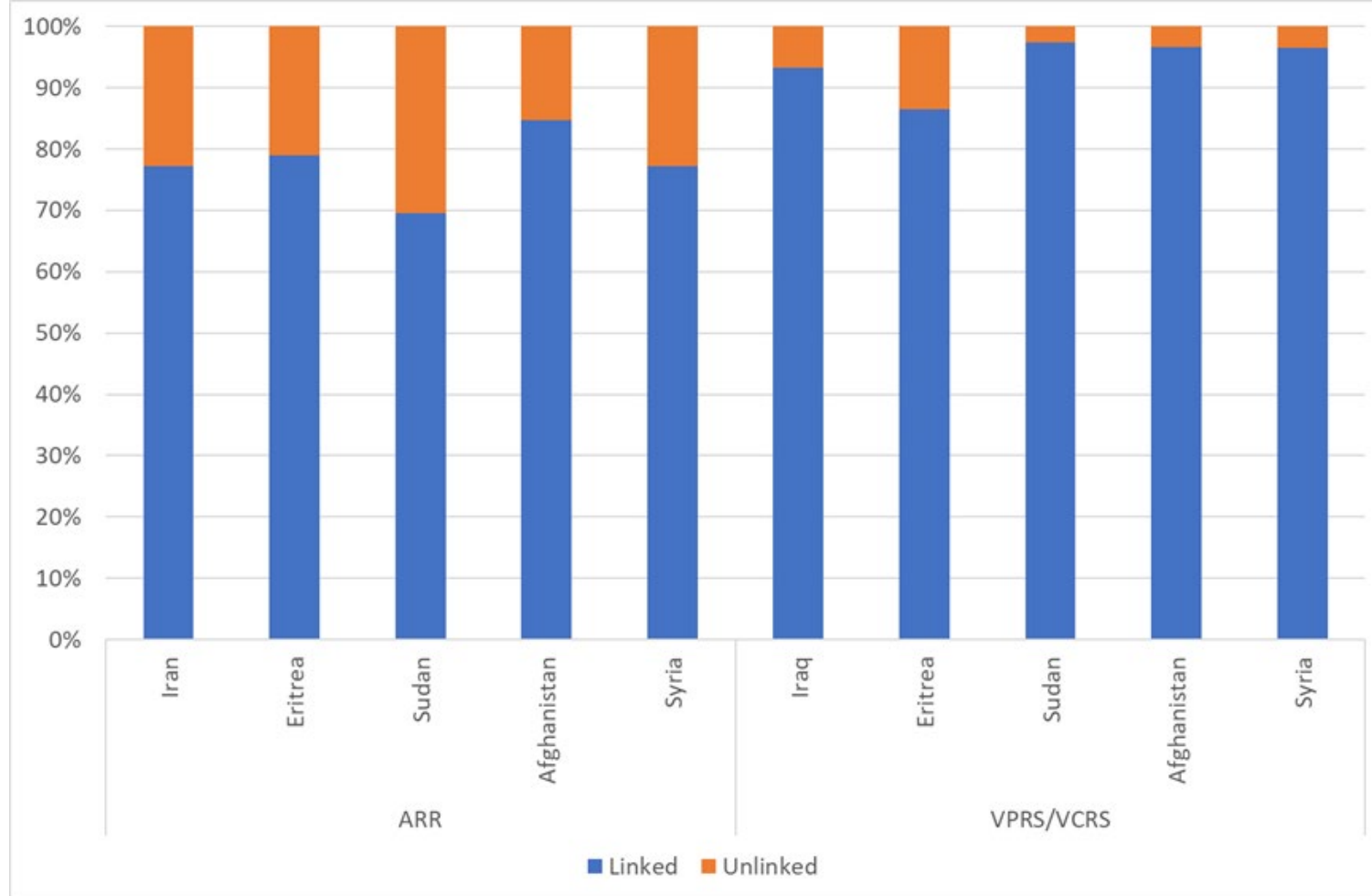
Source: ONS analysis of linked PDS data to VPRS/VCRS and ARR data, 2015-2020

Comparison of linked and unlinked records: age



Source: ONS analysis of linked PDS data to VPRS/VCRS and ARR data, 2015-2020

Comparison of linked and unlinked records: nationality



Source: ONS analysis of linked PDS data to VPRS/VCRS and ARR data, 2015-2020 - Top 5 nationality group

The future

- UKHRIS: Wave 2 follow-up survey October 2022, results will be published November 2022.
- Addition of further data to RIO: Census 2021, employment and benefits, education and health
- Addition of new cohorts to RIO (Ukraine, Afghanistan, more recent asylum/protection grants subject to funding and data quality)
- Availability of RIO data to the wider research community
- Integrate UKHRIS and RIO

References

Home Office, [Immigration Statistics Year ending June 2022](#), August 2022

Office for National Statistics, [Refugee Integration Outcomes \(RIO\) data linkage pilot](#), June 2022

Office for National Statistics, [Visa holders entering the UK under the Ukraine Humanitarian Schemes: 20 to 27 April 2022](#), May 2022

Office for National Statistics, [Visa holders entering the UK under the Ukraine Humanitarian Schemes: 16 to 24 June 2022](#), July 2022

Office for National Statistics, [Visa holders entering the UK under the Ukraine Humanitarian Schemes – Follow-up survey: 20 July to 4 August 2022](#), August 2022

UK Parliament, [House of Commons Library, Asylum Statistics](#), March 2022

Collaboration

We wish to acknowledge our colleagues at the Home Office for making the data available to us to create RIO. We greatly value their experience and knowledge of the data and their linguist expertise, which supported the development of our methodology.

The UK Humanitarian Response Insight Survey was compiled rapidly to help inform the UK's response to the Russian invasion of Ukraine and the subsequent evacuation of individuals fleeing Ukraine, and to aid local and national emergency response planning.

The Office for National Statistics (ONS) conducted this survey in collaboration with the Department for Levelling Up, Housing and Communities (DLUHC) and the Home Office.