

OPPORTUNITIES AND CHALLENGES OF USING STATISTICAL POPULATION REGISTER AND STATE DATA GOVERNANCE INFORMATION SYSTEM FOR PRODUCTION OF INTERNATIONAL MIGRATION STATISTICS

*PhD. Inga Masiulaitytė-Šukevič
Statistics Lithuania*

*Prepared by Experts from Statistics Lithuania
Vanda Vaitekūnienė, Vilma Malinauskienė, Milda
Šličkutė-Šeštokienė, Brigita Čelkytė, Žygintas
Dovydenas*

*Session: Improvements in use of administrative data for
migration statistics*

*The United Nations Economic Commission for Europe
Geneva, Switzerland, 26–28 October 2022*

Overview

- State Data Governance Information System
- Creation of Statistical Population Register
- More detailed international migration statistics: operational statistics, experimental statistics, official statistics
- Conclusions

Preconditions for State Data Governance

- New leadership and management
- Changes in national legislation
- Systematic approach to process management
- New strong technology base, modernisation of metadata repository
- Expanded structure and staff

Context of State Data Governance System

- Urgent need for daily data in face of pandemics, illegal migration, war refugees of Ukraine
- Operational statistics / Dashboards

Strands for Modernisation

- GSBPM and GSIM standards based centralized metadata and data repositories covering the whole statistical production process
- Enhanced management of statistical production process
- Automation of processes

History of creation of Statistical Population Register

- 2011 Traditional Population and Housing Census
- 2013 First thoughts about creation of Individual person database based on Census data for Demographics statistics
- 2019 Start of modernisation and standartisation of statistical process
- 2020 State Data Governance System was established
- 2021 Population and Housing Census based on administrative data
- Middle of the year 2021 – Start of creation of Statistical Population Register at methodological and technical level

The need for Statistical Population Register

- 2021 Population Census is foundation for Statistical Population register
- Future annual Population Census
- The need to have demographic statistics, international migration statistics of better quality, more relevant, more frequent and detailed, aligned with the census and satisfied national and European needs
- Have a relevant permanent population frame for sampling
- Use for experimental statistics (circular migrants, etc.)
- Harmonised statistics through different domains

Purpose and Tasks of Statistical Population Register

- The purpose is to collect, accumulate and update data on permanent residents, their distribution in territories, demographic and economic characteristics of permanent residents.
- The goal is to ensure that data in the Statistical register is automatically collected and integrated from administrative sources and statistical surveys.
- Tasks: evaluate incoming data flows, periodicity of provision, methods of transmission, define objects of the statistical register, collected data, prepare algorithms for data collection and recording in the statistical register, create a database structure.

Conceptual model

- Realize and define existing and additional variables;
- Test methodological assumptions;
- Identify and define quality indicators for administrative data;
- Define requirements and recommendations for data sources.

Objects of SPR

■ Permanent resident :

- Lived in Lithuania continuously for at least 12 months at the reporting date;
- or within the last 12 months arrived in the country before the reporting date with the intention of staying in for at least one year;
- and established "signs of life" indicator (found in two or more administrative sources).

Data Sources for Statistical Population Register

- 2021 Population Census
- Population Register
- Main other State registers
- Administrative data

Population groups

- Employed
- Unemployed
- Students, pupils
- Retired persons
- Homeless
- Residents of institutional homes
- Foreigners

Collected persons data in Statistical Population Register

- Encrypted personal code, date of birth, date of death, age, sex, nationality, citizenship, country of birth, year of first marriage, year of first child birth, number of children born, legal marital status, permanent (declared) place of residence.
- Attained education, disability status, economic characteristics.

Standardized classifications, code lists

- Classification of countries
- Nationality
- Citizenship
- Sex
- Legal marital status
- And so on.

Challenges and solutions

- Preparation of demographic and migration statistics
- Methodological challenges. Testing. Analysis.
- Quality assurance of results. Estimation of quality indicators of administrative data.
- Comparison with other statistical households surveys.
- Cooperation with administrative data owners in matters of data quality improvement.

More detailed statistics about migrants

■ Operational statistics

- Daily based illegal immigrants and
- War refugees of Ukraine date dashboards

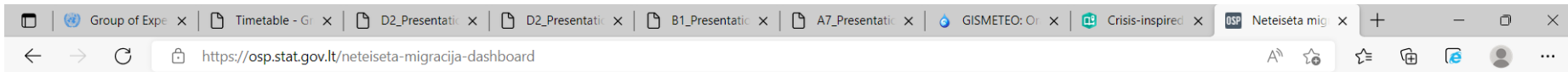
■ Experimental statistics

- Circular migrants

■ Official statistics

- International migrants, Population statistics based on the same daily updated Statistical Population Register source
- Migrants by educational level (under preparation)
- Migrants by disability status (under preparation)
- Migrants by employment status (under preparation)

Operational statistics - Illegal immigrants



Neteisėtos migracijos stebėseną (nuo 2021-01-01)

Ataskaitinė data: 2022-10-22

Pagal deklaruotą pilietybę:

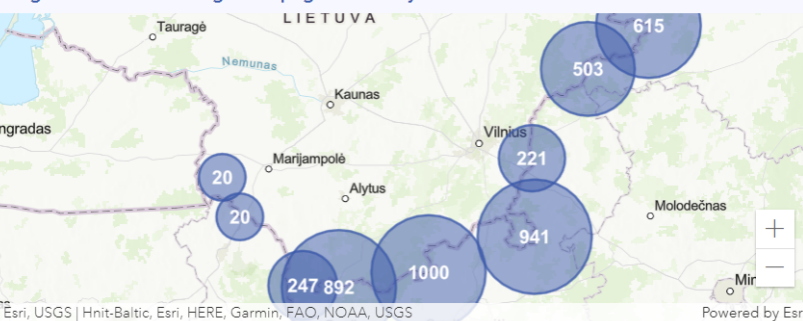
- Irakas: 2,859
- Baltarusija: 254
- Kongas: 203
- Sirija: 189
- Kamerūnas: 135
- Rusija: 103
- Afganistanas: 102
- Iranas: 87
- Gvinėja: 81
- Šri Lanka: 80
- Kita: 75
- Indija: 67
- Nigerija: 29
- Togas: 27

Duomenys atnaujinami kasdien 9:00 val.

Informacijos šaltinis: Valstybės duomenų valdysenos IS

Duomenų teikėjas:

Registruoti neteisėti migrantai pagal savivaldybes



Neteisėtų migrantų aptikimo vietos neatitinka faktinio apgyvendinimo vietų.
SVARBU: Nuo 2021-11-30 dienos švieslentėje nebeatvaizduojami trečiųjų šalių piliečiai, neteisėtai kirtę Lietuvos valstybės sieną su Rusijos Federacija (viso 4 asmenys). Taip pat nebeatvaizduojami trečiųjų šalių piliečiai, neteisėtai kirtę Lietuvos valstybės sieną su Baltarusija neteisėto prekių gabenimo tikslu ar dėl neatsargumo (viso 13 asmenų).

Registruoti neteisėti migrantai

4,511

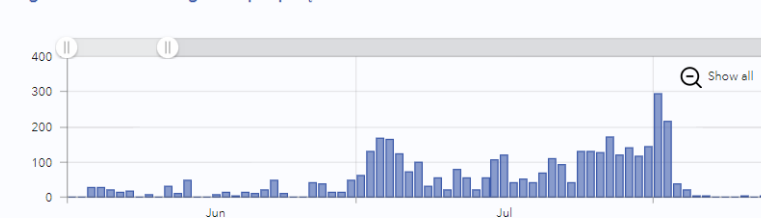
nuo 2021-01-01

Registruoti neteisėti migrantai

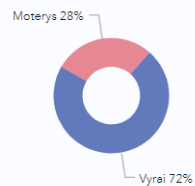
0

per praėjusią parą

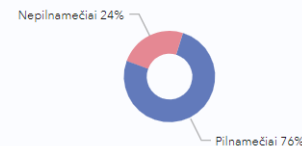
Registruoti neteisėti migrantai per parą



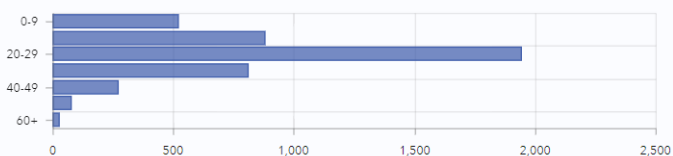
Pagal lytį



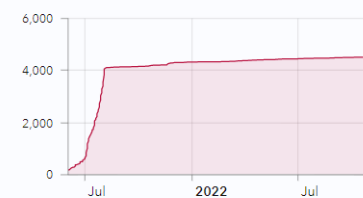
Pagal pilnametystę



Pagal deklaruotą amžių



Registruoti neteisėti migrantai nuo metų pradžios



Operational statistics - War refugees from Ukraine [1]

WAR REFUGEES FROM UKRAINE

Feedback/Questions: ukraina@stat.gov.lt

Full screen dashboard

Numbers

Age/Sex

Professions

Map of the war

Registration place:

Filter...

Lithuania total

MD Alytus

MD Kaunas

MD Kaunas (Elektrėnai)

MD Klaipėda

MD Marijampolė

MD Panevėžys

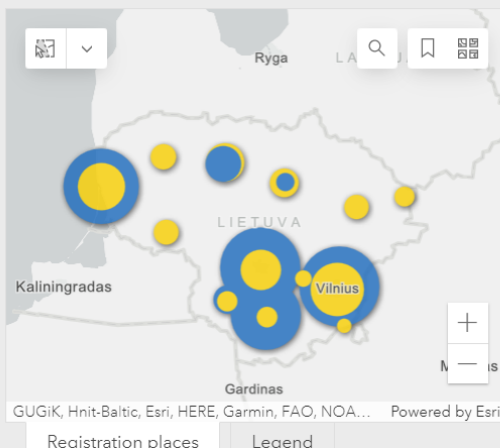
MD Panevėžys (Visaginas)

MD Šiauliai

MD - Migration Department

Data source:
MIGRIS of Migration Department

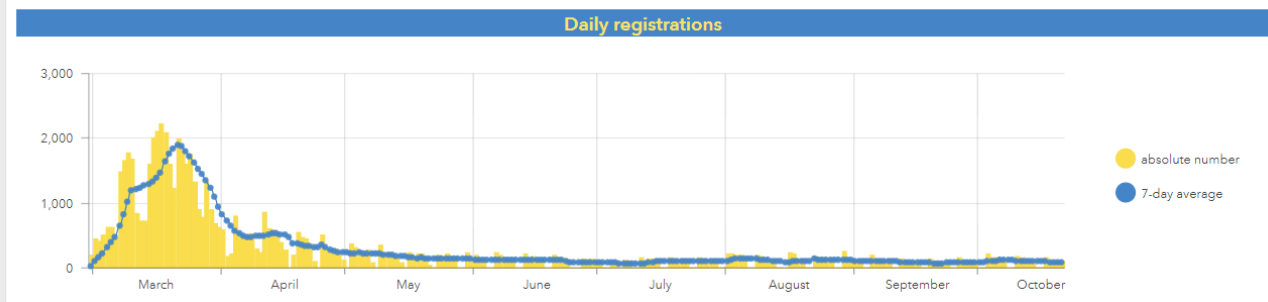
Prepared by: Statistics Lithuania



	0-5 years	6-17 years	18-64 years	65+ years
All-time 68,677 <small>Ukrainian citizens 99%</small>	6,174	18,554	40,704	3,245
Yesterday 91 <small>Ukrainian citizens 98%</small>	4	12	69	6
Last 7 days 540 <small>Ukrainian citizens 99%</small>	42	78	391	29
Previous 7 days 693 <small>Ukrainian citizens 99%</small>	51	113	502	27

Sorted by number of registrations

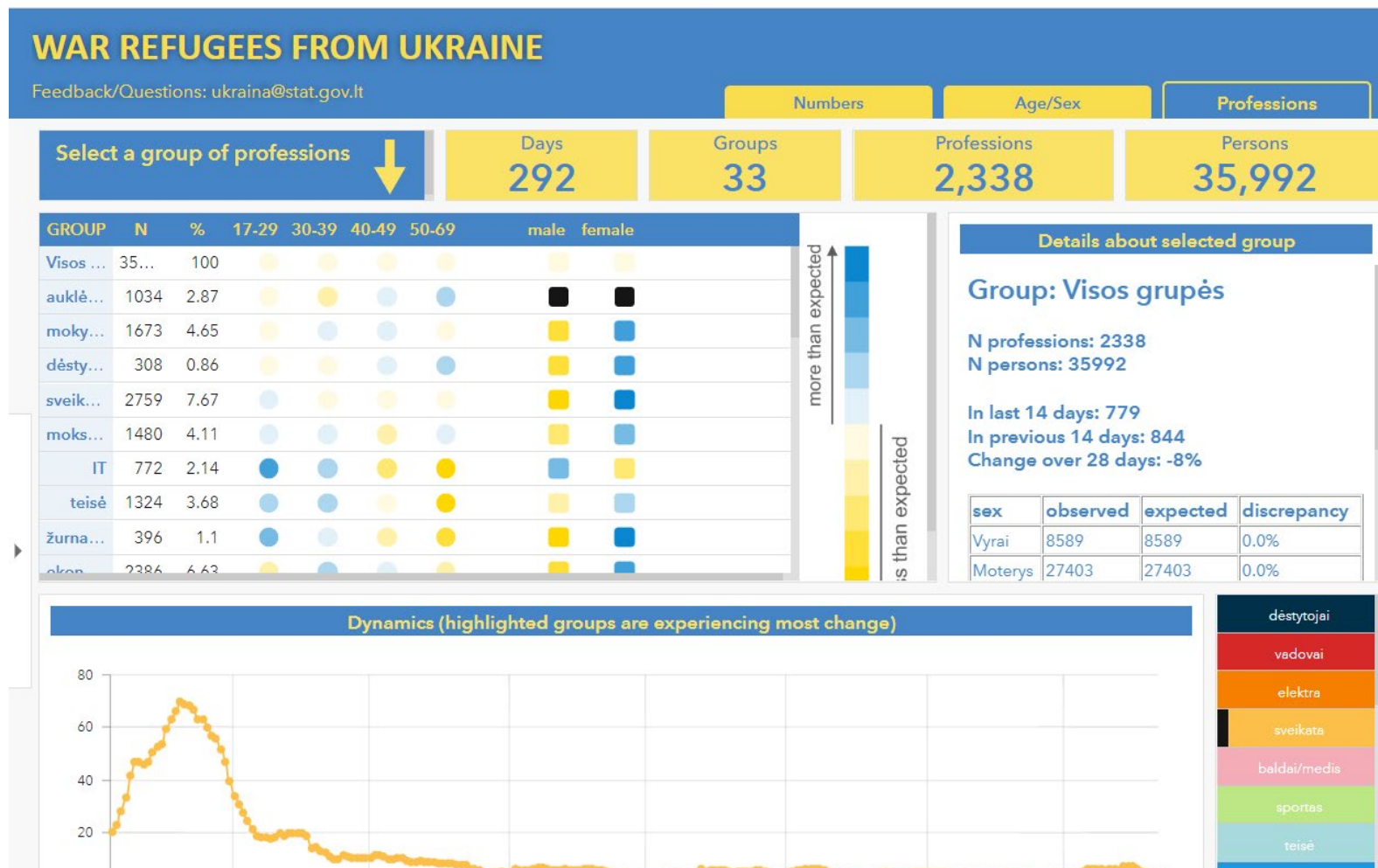
- 20,375: Registrati on center Vilnius
- 9,952: Registrati center Kaunas
- 6,503: Registrati center Klaipėda
- 5,948: Registrati center Alytus
- 4,212: MD Vilnius
- 3,570: MD Klaipėda
- 2,854: MD Kaunas
- 2,636: MD Šiauliai
- 2,373: Registrati center Šiauliai
- 1,633: MD



Newest data:
10/21/2022
Updated daily at 9:30

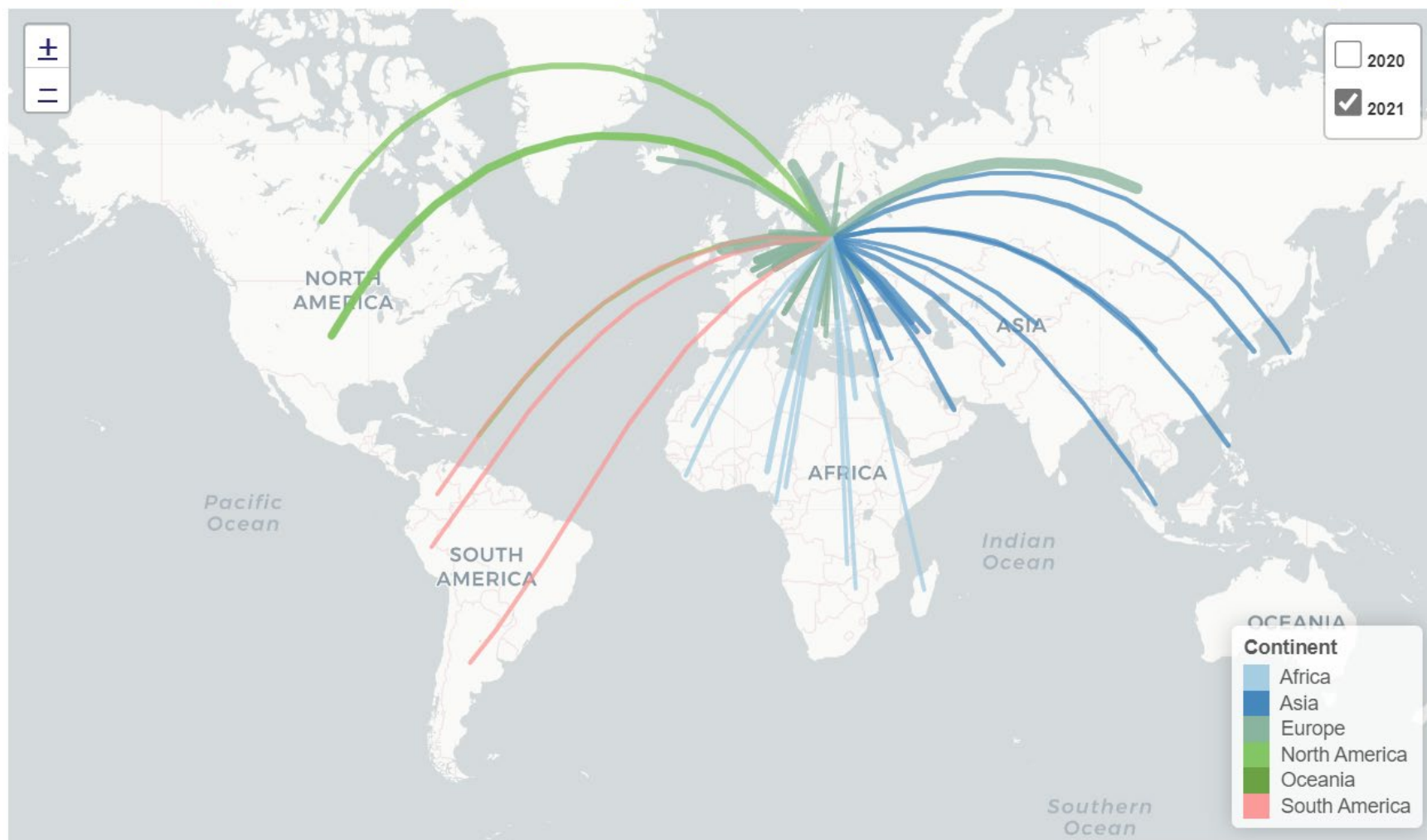
- Dashboard: [War refugees from Ukraine - Oficialiosios statistikos portalas](#)

Operational statistics - War refugees from Ukraine [2]



Experimental statistics - Circular emigrants

Circular emigrants who migrated only between Lithuania and one other country



Experimental statistics - circular immigrants

Circular immigrants who migrated only between Lithuania and one other country



Conclusions

- With using State Data Government Information System and Statistical Population Register we could satisfy national and European user needs to produce operational, monthly, annual, more details International migration statistics.
- Statistical Population Register gives us opportunity to know each persons movements, history of vital events; produce more precise migration flows and other related statistics.

**Thank you for your
attention!**

Time for Questions!