

# **WP.6 Statistics Activities 2022**

Presentation to UNECE Working Party on Transport Trends and  
Economics, 5-7 September 2022

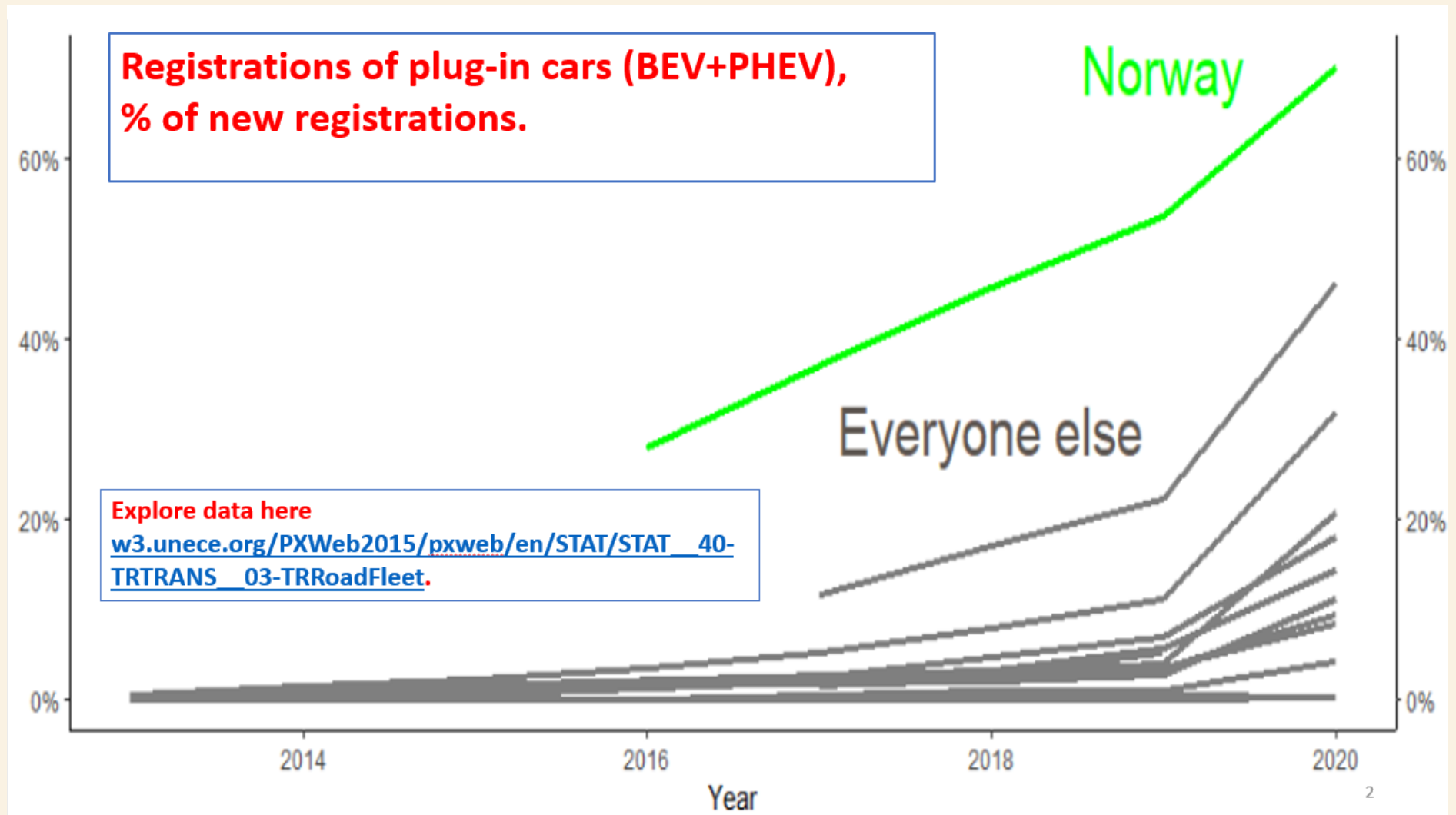
Alex Blackburn

Secretary, Working Party on Transport Statistics (WP.6)

# Regular activities of WP.6

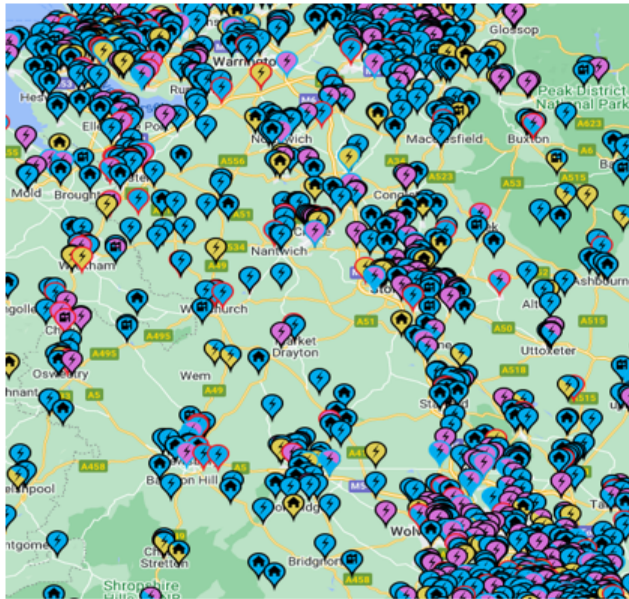
- Developing methodology
- Collecting data
- Sharing best practices
- **2023-2024 leadership: UK (Chair); Netherlands and Ireland (Vice-Chairs).**  
**A new team welcoming new ideas and suggestions!**

# Electric Vehicles: Existing UNECE Data

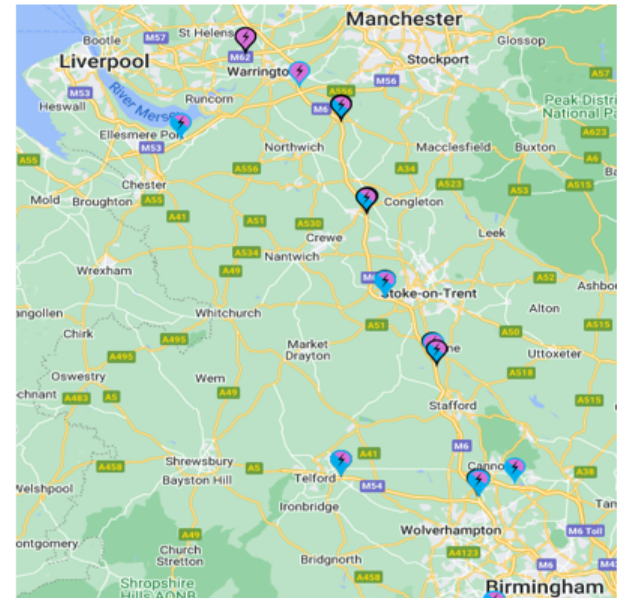


# Electric vehicles: questions about infrastructure

## All public chargers



## Motorway service locations >22 kW

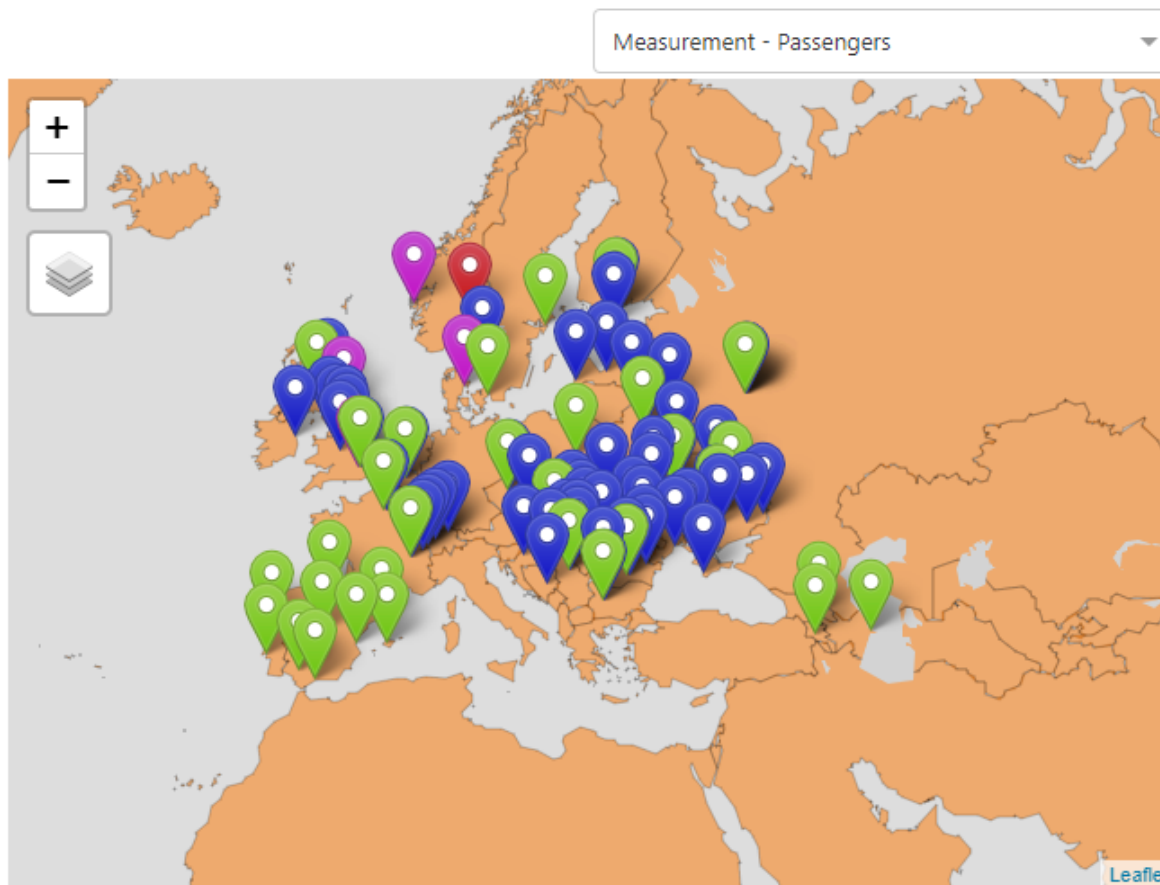


Source: Zap-map.com

# Tram and Metro Statistics

- Quarterly and annual data available for 140+ cities.
- Explore at <https://unece.org/tram-and-metro-data>.

## Tram and Metro data



# Travel Surveys

- Surveys tell us **why** people travel
- Surveys tell us **who**: (gender, age, income)
- Huge country interest in WP.6 session, including from non-EU countries about best ways to improve their occasional surveys. Room for capacity building in the future.
- Possible future work: travel survey repository?

# Transport Sustainable Development Goals

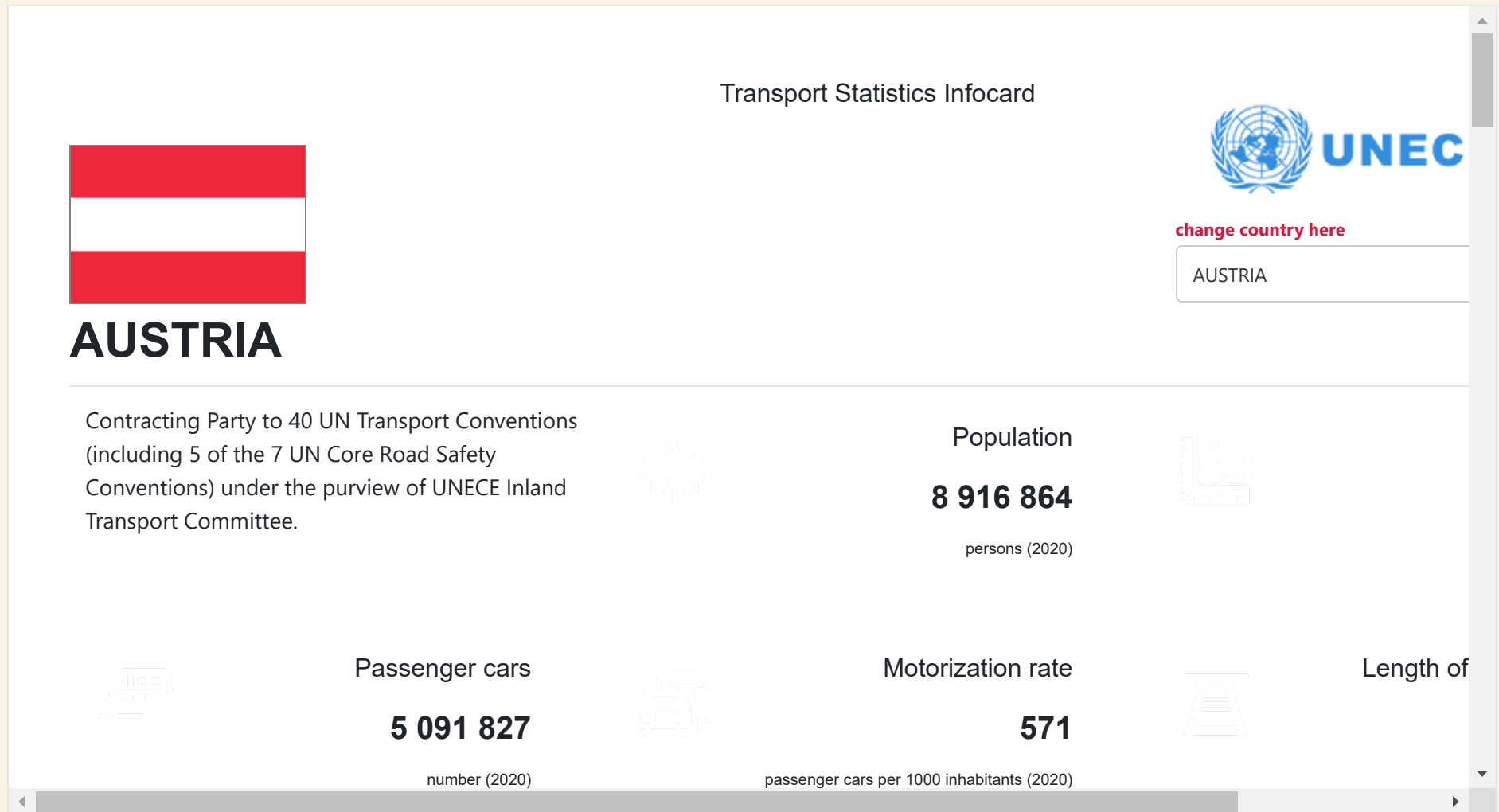
- Transport indicators in the SDGs global list:
  - Road safety
  - Passenger and freight volumes
  - Distance to an all-season road
  - Distance to a bus stop.
- Little stocktaking on transport SDGs since 2015. Are these indicators sufficient? What else should we track in the UNECE region?
- Which indicators does **your** country use to measure sustainable transport?
- WP.6 planning a deep-dive in 2023.

# Improvements to dissemination: Dashboards & Data Stories

- Dashboards show a transport professional key indicators for a particular country
- But what about non-specialists?
- Data stories can show key patterns **and explain them** in an engaging way.
- Presenting transport information geospatially particularly useful.



# Transport Statistics infocards



# Road safety data story



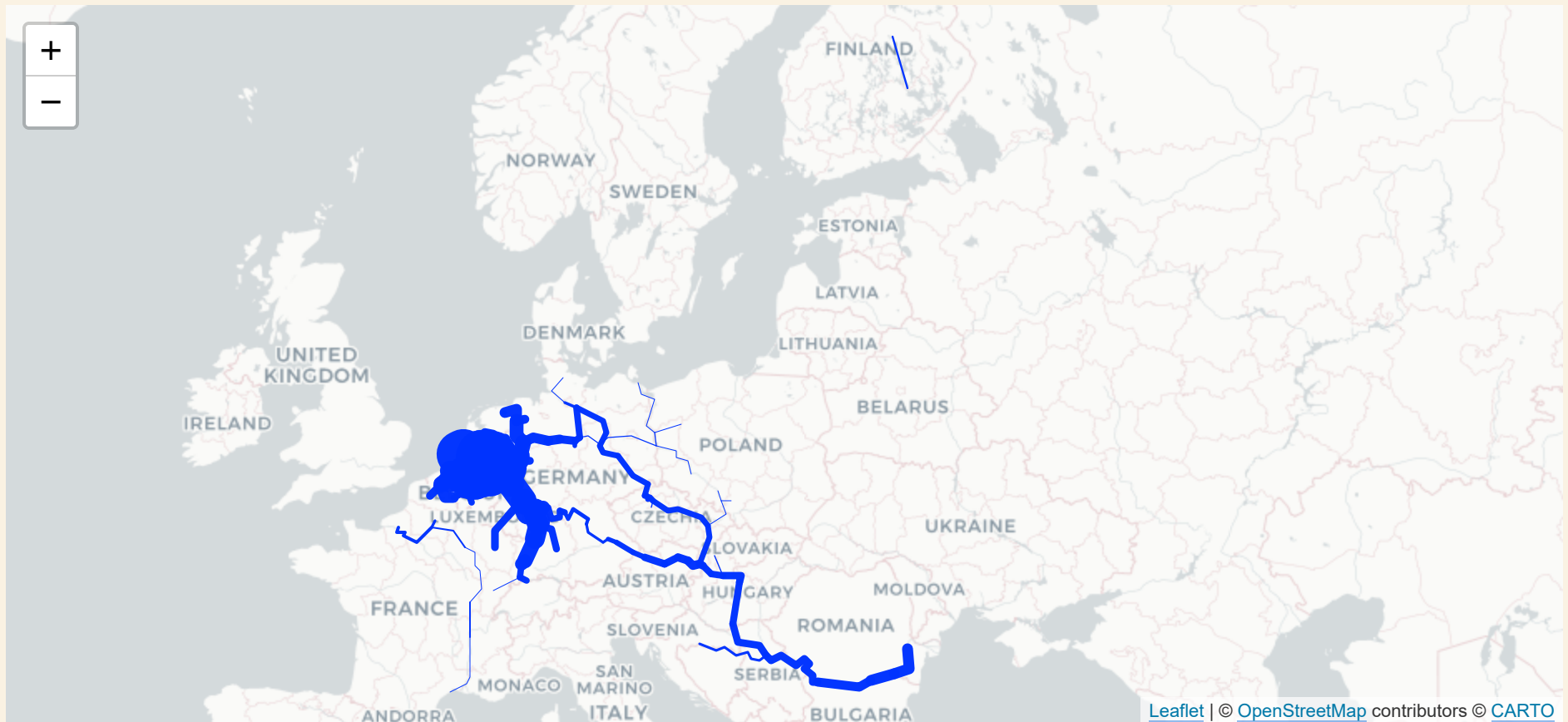
## ROAD SAFETY IN THE UNECE REGION

WHAT DO THE DATA SAY?  
EXPLORE THE REGION'S  
PROGRESS TOWARDS THE  
SDG 3.6 TARGET

By UNECE Transport  Alex BLACKBURN

1 July 2022

# Inland Waterway Interactive Tonnage Map



# Concluding Remarks

- Explore the data story at [https://w3.unece.org/Stories/2022/06/road\\_safety/](https://w3.unece.org/Stories/2022/06/road_safety/).
- WP.6 always welcomes statistical cooperation with other Working Parties.
- What else should we be measuring/analysing/discussing?

Thank you  
[BlackburnA@un.org](mailto:BlackburnA@un.org)