

Active Ageing Typologies: A Latent Class Analysis of the Older Europeans

Bruno Arpino
Universitat Pompeu Fabra

Valeria Bordone
Wittgenstein Centre, IIASA

Live longer & live better?

- Ageing poses several challenges for societies
- Crucial to study the conditions that guarantee that people in ageing societies age “well”, beyond physical health
 - adding “life to years” and not only years to life (WHO 2012).
- Ageing well
 - active, successful, healthy, positive, productive ageing

Active ageing

- The policy discourse on ageing in Europe is dominated by the framework of active ageing (Foster and Walker 2013)

“The process of optimizing opportunities for health, participation and security in order to enhance quality of life as people age” (WHO 2002: 12)

- Being “active” also refers to continuing participation in economic, social, cultural, spiritual and civic affairs and it is not limited to being in good health (Boudiny 2013)

AAI

- “Active Ageing Index” (AAI) (European Commission and UNECE 2012)

- 1) Employment;
- **2) Participation in society;**
- 3) Independent, healthy and secure living;
- 4) Capacity and enabling environment for active ageing

- voluntary activities
- care to children and grandchildren
- care to older adults
- political participation

Research questions

- What is the interrelationship between engagement in various activities?
- What are the characteristics of the different groups of older people in terms of their patterns of engagement and relative to their socio-demographic characteristics?

Data and method

- *Survey of Health, Ageing and Retirement in Europe*
 - Multidisciplinary and cross-national database representative of Europeans aged 50+
 - Wave 1 (2004) & Wave 2 (2006)
 - N = 18,788 men and 22,994 women age 50-85, not disabled
- Latent Class Analysis (LCA) to identify clusters of older people with similar engagement patterns.
- LCA accounts for possible interdependence among activities; while descriptives rely on univariate distributions



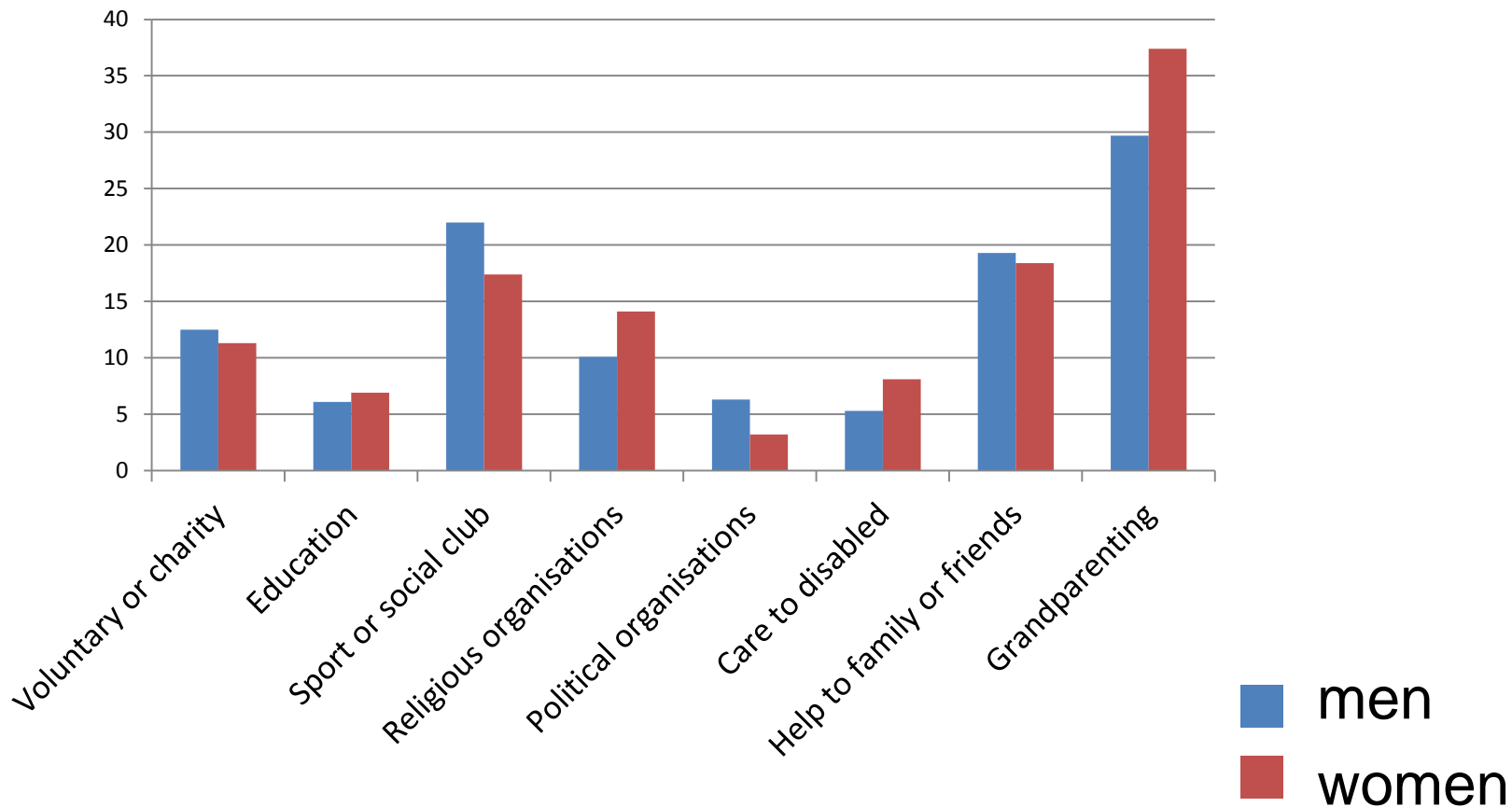
Manifest variables

- Engagement in different activities
 - “*Have you done any of these activities in the last four weeks?*”
 - **Voluntary** or charity work; **educational** or training course; **sport**, social or other kind of club; taken part in a **religious organisation**; **political** or community-related organisation; **care** for a disabled adult; **help** a relative, friend or neighbour
 - + **Grandparental childcare** over the previous 12 months
- Intensity of engagement
 - “almost daily; almost every week; less often”
- We coded each variable:
1 = engaged in the activity daily; 2 = engaged weekly;
3 = monthly or less often; 4 = not engaged.

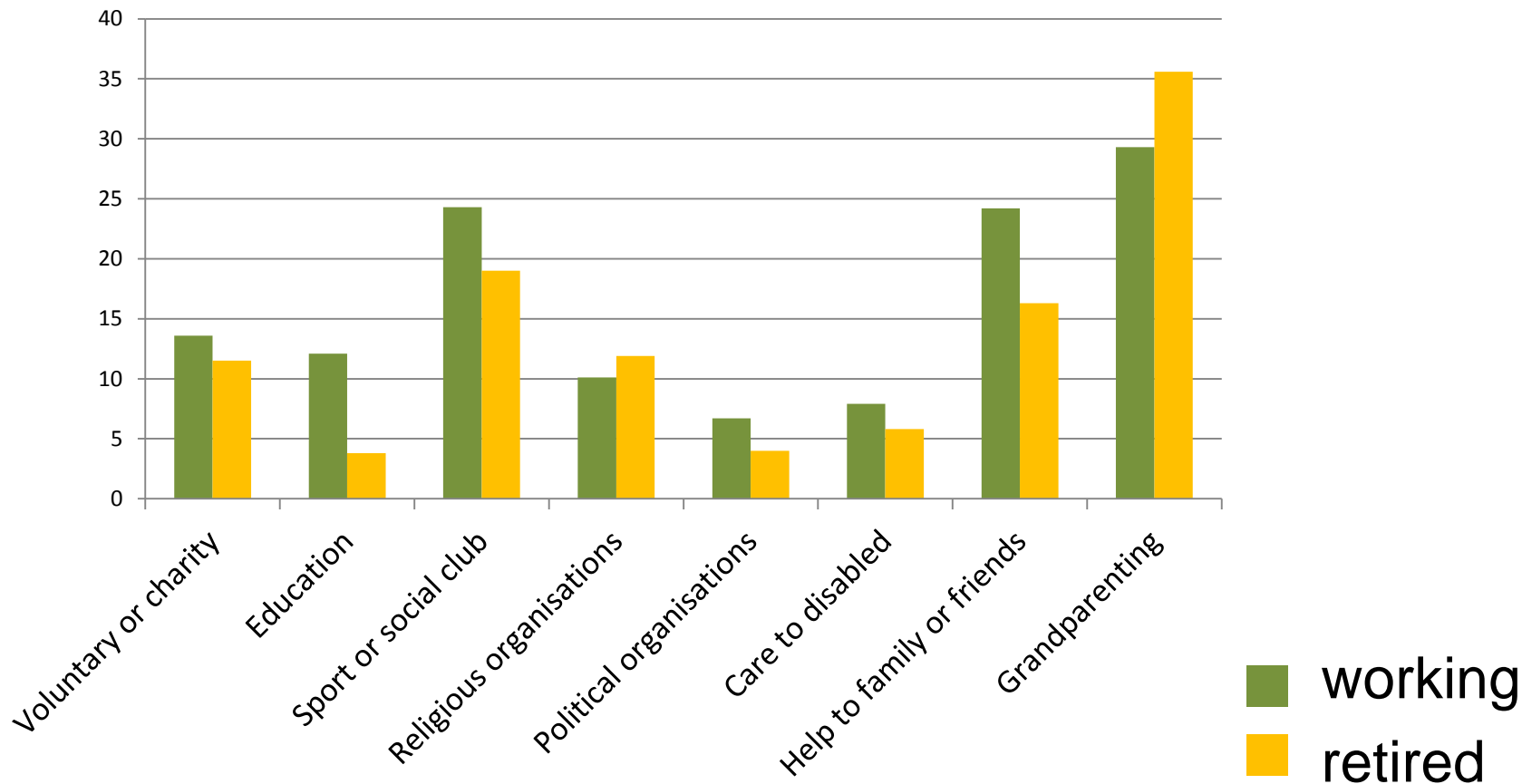
Control variables

- Gender (man – ref.; woman)
- Working status (retired – ref.; working; other)
- Age (50-55 – ref.; 56-60; 61-65; 66-70; 71-75; 76-80; 81-85)

Engagement in each activity by gender

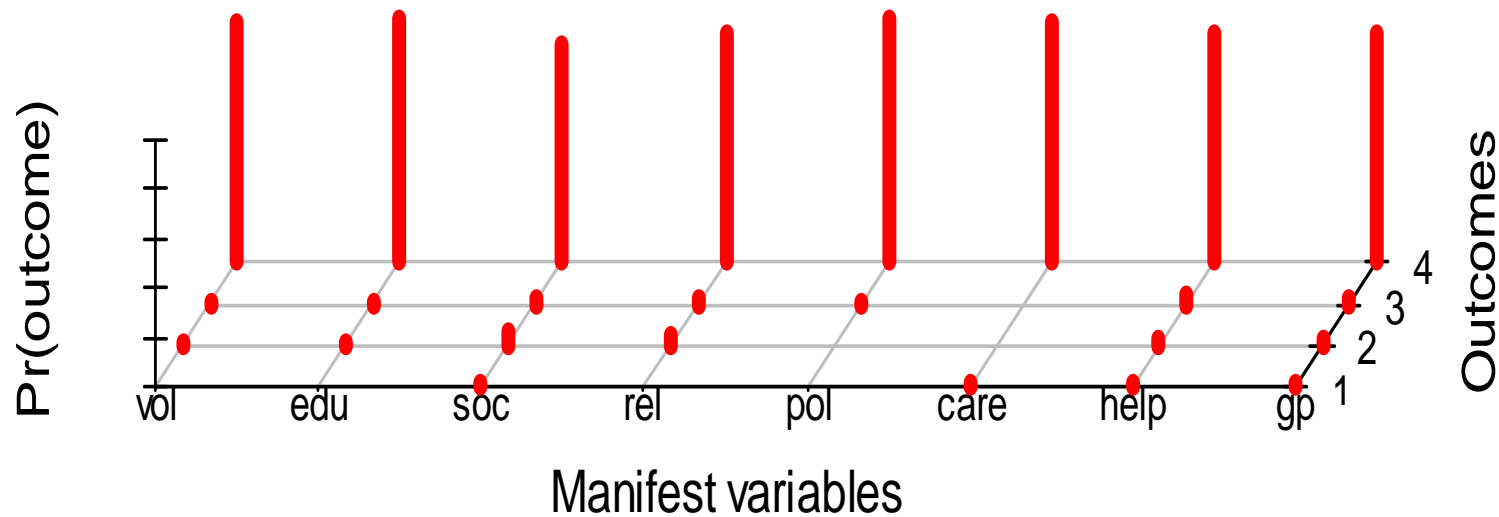


Engagement in each activity by working status



LCA analysis

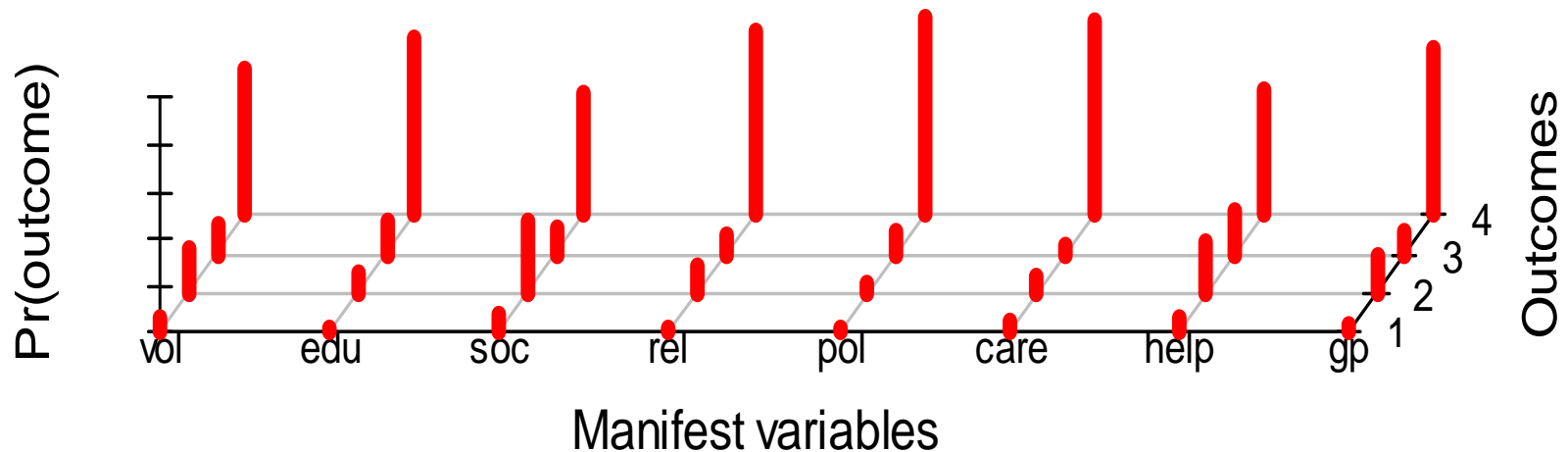
Class 1: population share = 0.545



- 55% of the population is estimated to be part of this group with high probabilities of not being engaged in the considered activities

LCA analysis

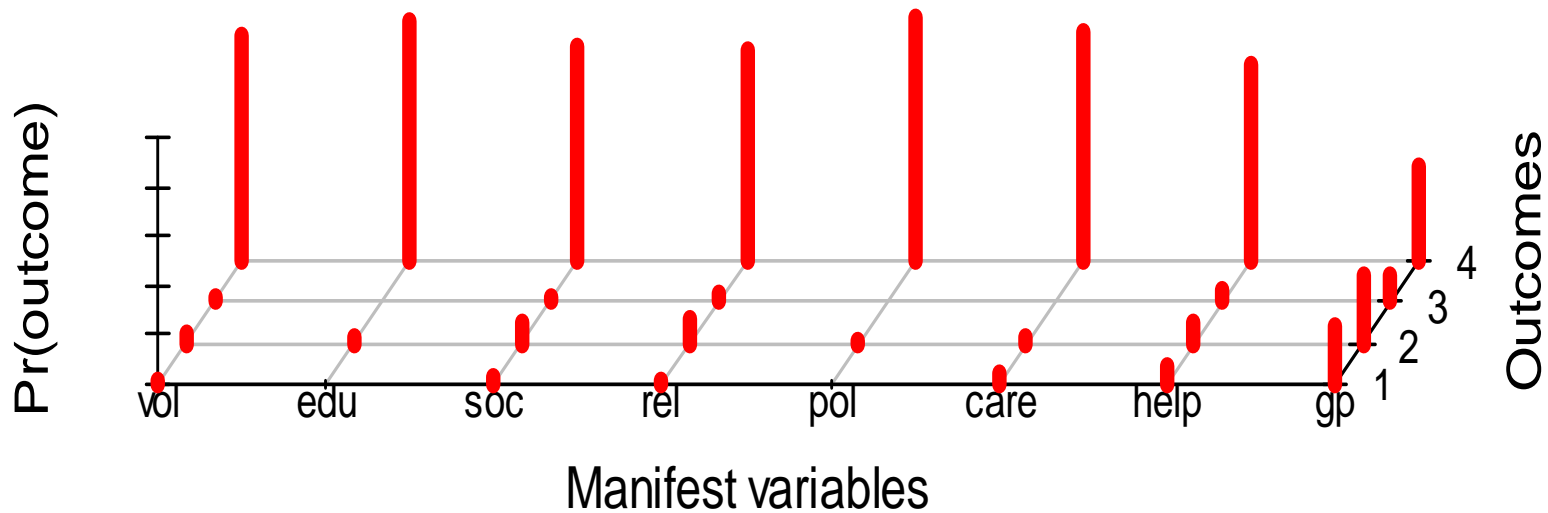
Class 2: population share = 0.215



- 22% of the population show relatively high probabilities of engagement, especially on a moderate intensity, for several activities

LCA analysis

Class 3: population share = 0.24



- High probability of engagement in care activities, in particular on a daily basis compared to other groups

Profiling of clusters

- As expected:
 - Retirees and women show a considerably higher to belong to the 3rd class (care activities)
 - Inverse U-shaped gradient of age for the probability of belonging to the second class: such probability increases up to 70 years but then it sharply decreases
- BUT:
 - Women are more likely than men to belong to the 2nd class
 - No significant difference between workers and retirees with respect to belonging to the 2nd rather than to the 1st latent class
 - “Other” activity statuses are more likely to be in the second group

Discussion

- Using LCA we identified three groups, characterised by different patterns of participation in society:
 - Age and working status mainly explain the observed gender gap in the descriptive analyses
- Active ageing policies should focus on social participation in two target populations:
 - The oldest persons in our sample (aged 76+) are more likely to have very low probabilities of engagement
 - Women are characterised by intensive engagement in care activities

Thank you!

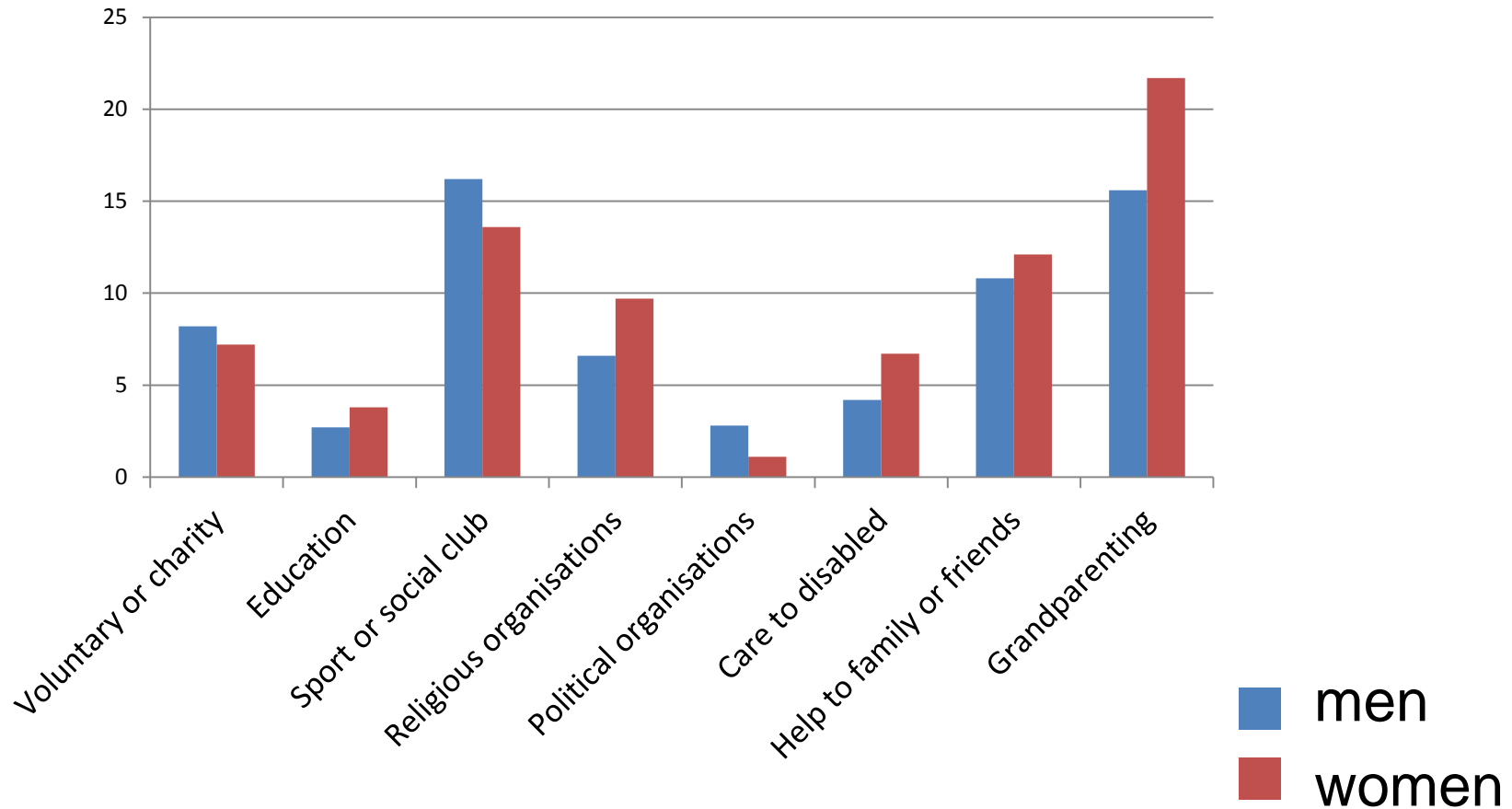
V.B. acknowledges funding by the European Research Council Grant ERC2013-AdG 323947-Re-Ageing (Sherbov)

Bruno Arpino
bruno.arpino@upf.edu

Valeria Bordone
bordone@iiasa.ac.at

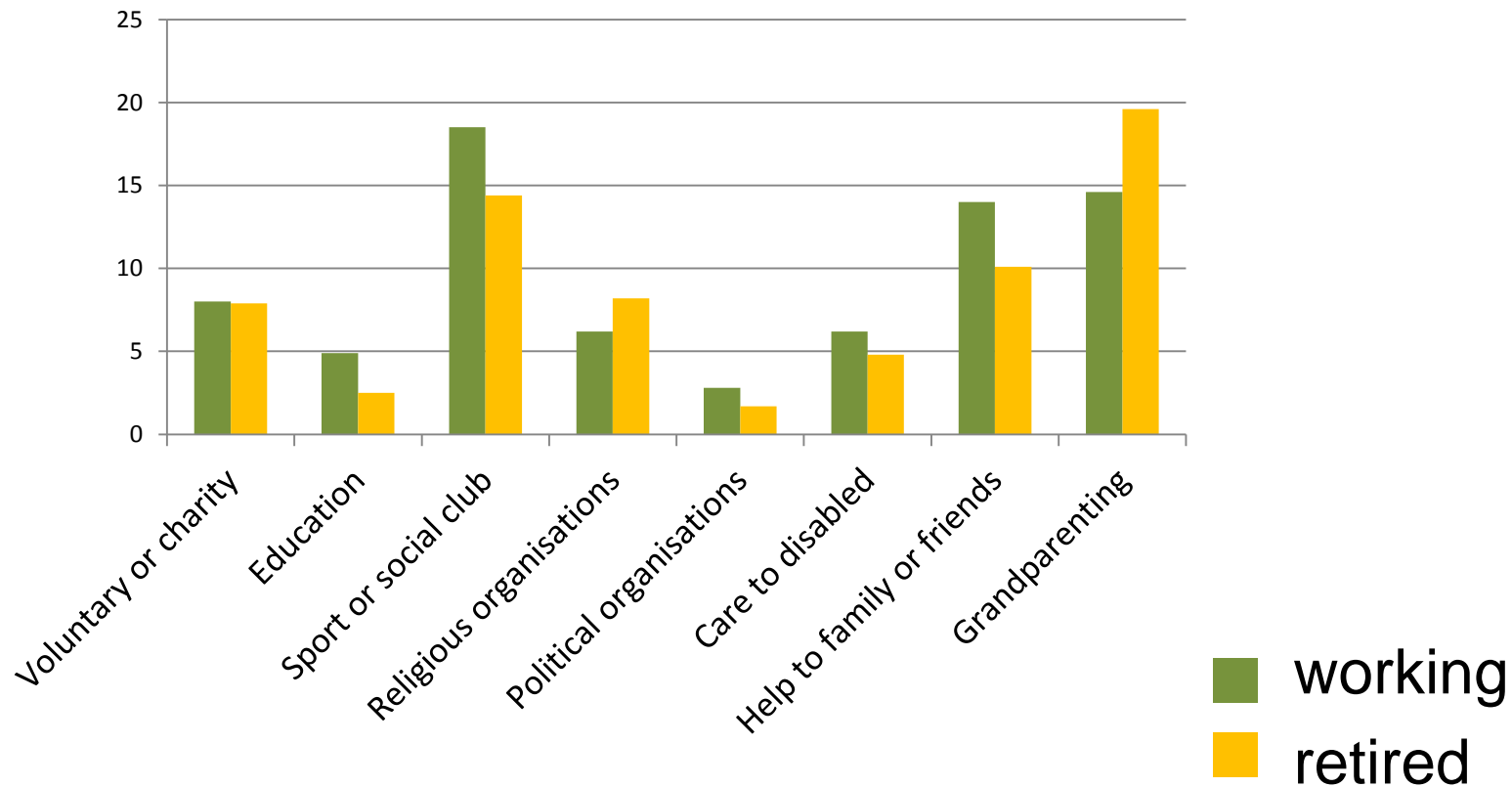
AAI International Seminar, Brussels
17th April 2015

Intensive engagement by gender (at least weekly)



Intensive engagement by gender

(at least weekly)



Profiling of clusters

Latent classes	Coefficient	Std. error	P-value
<i>Second versus first class</i>			
Female	0.20	0.04	0.00
Working	0.11	0.25	0.64
Other	-0.91	0.25	0.00
Age 56-60	0.55	0.06	0.00
Age 61-65	0.63	0.06	0.00
Age 66-70	0.37	0.06	0.00
Age 71-75	-0.18	0.07	0.01
Age 76-80	-1.00	0.09	0.00
Age 81-85	-1.72	0.13	0.00
Intercept	-1.01	0.22	0.00
<i>Third versus first class</i>			
Female	0.82	0.06	0.00
Working	-0.63	0.31	0.04
Other	0.23	0.31	0.46
Age 56-60	1.15	1.24	0.35
Age 61-65	1.53	1.24	0.22
Age 66-70	1.33	1.24	0.29
Age 71-75	0.45	1.24	0.72
Age 76-80	-0.69	1.22	0.57
Age 81-85	-5.80	8.67	0.50
Intercept	-1.93	1.30	0.14