



Statistical activities of Eurostat's Transport Unit

Nikos Roubanis

Eurostat

*UNECE – Working Party on Transport Statistics,
15-17 June 2022*

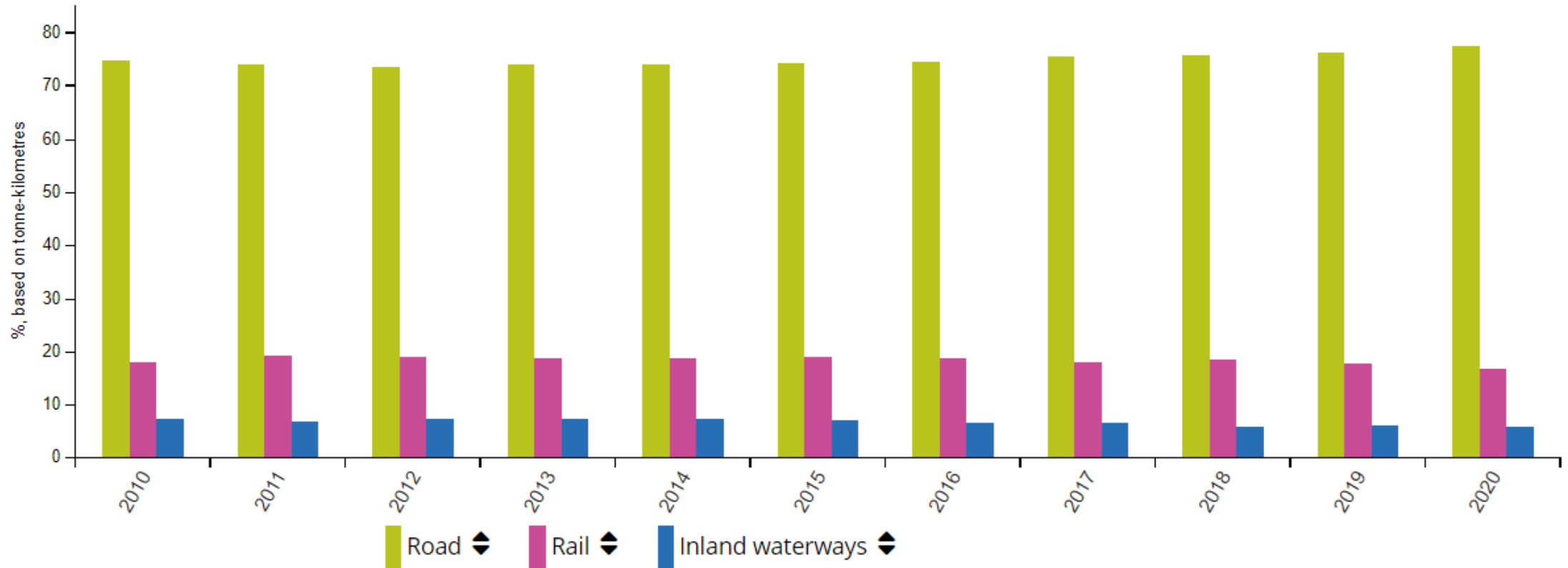
Transport statistics in the EU policy context

- European Green Deal – emission reduction targets
 - Transport accounts for a quarter of greenhouse gas emissions and final energy consumption
 - Sustainable and smart mobility strategy
- Transport specific policies beyond environment
 - Cohesion policy
 - Energy policy
 - Economic and social policy



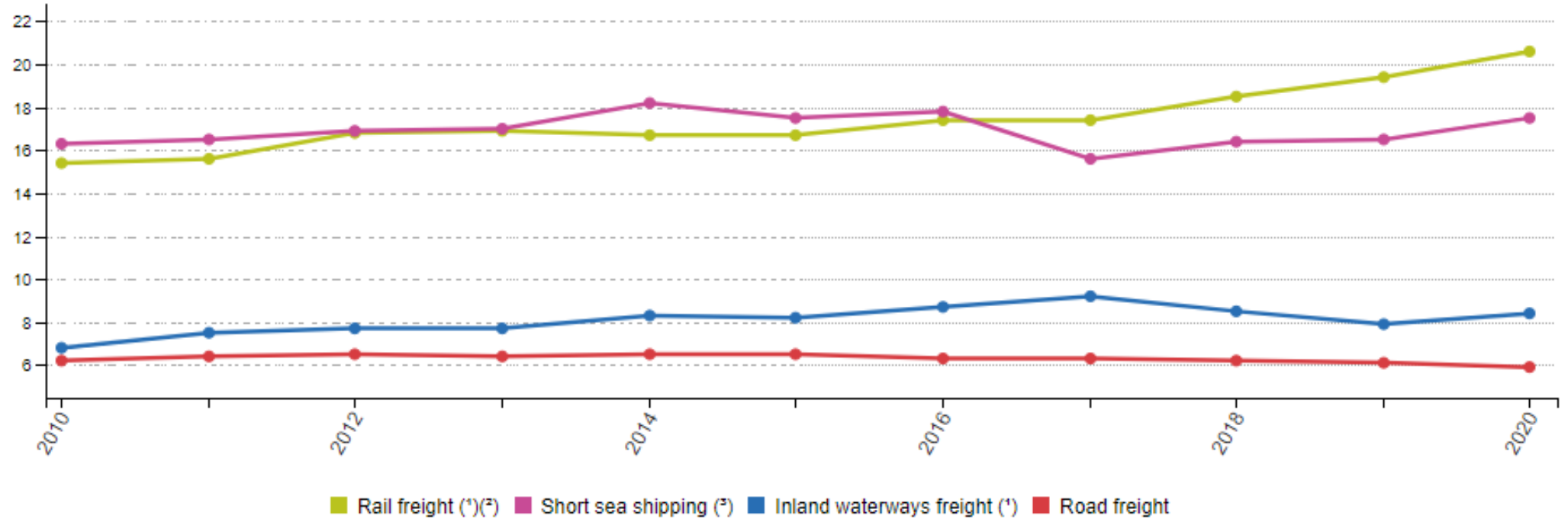
Policy relevant: Shifting goods transport from road to rail

Modal split of inland freight transport, EU, 2010-2020



Container transport

Containers transport by mode of transport, EU, 2010-2020 (% share of total freight transport, based on tonne-kilometres)

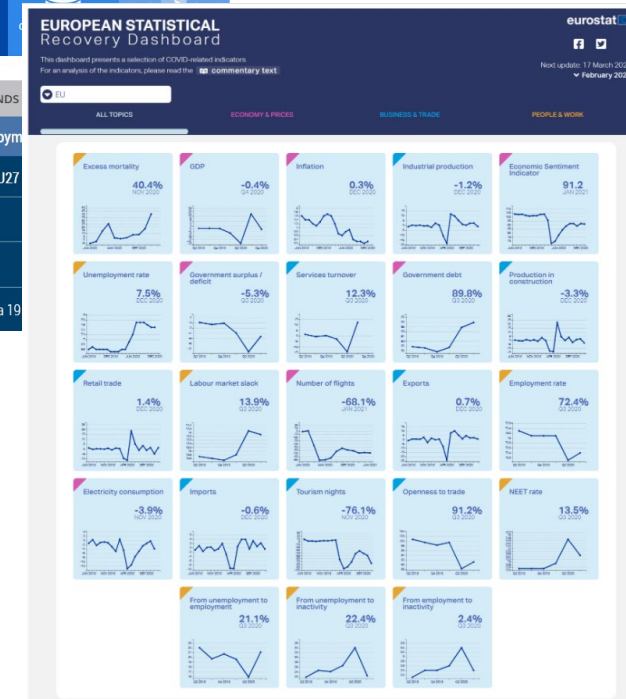
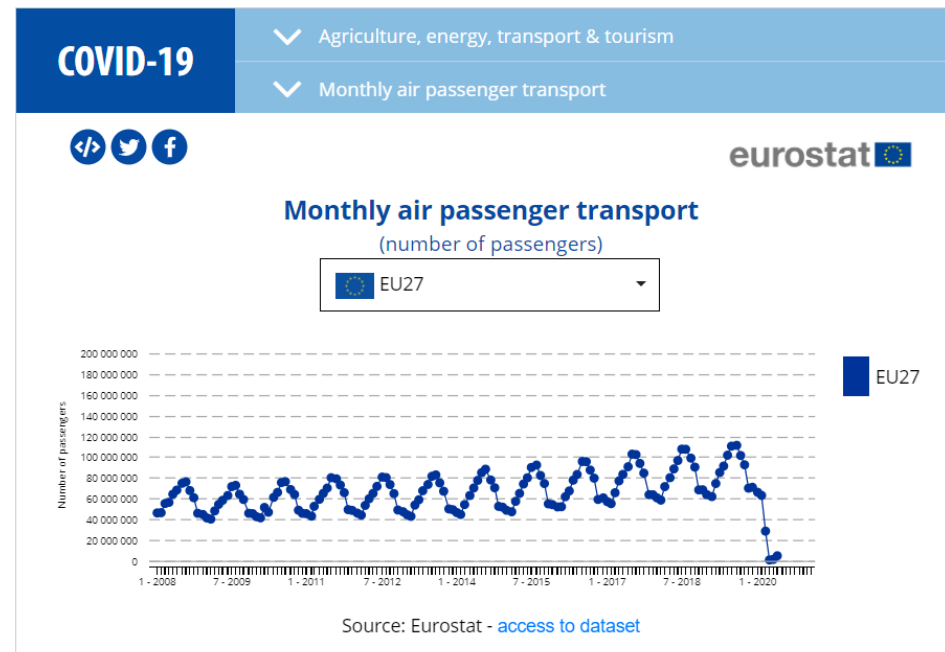


Transport statistics in the pandemic context

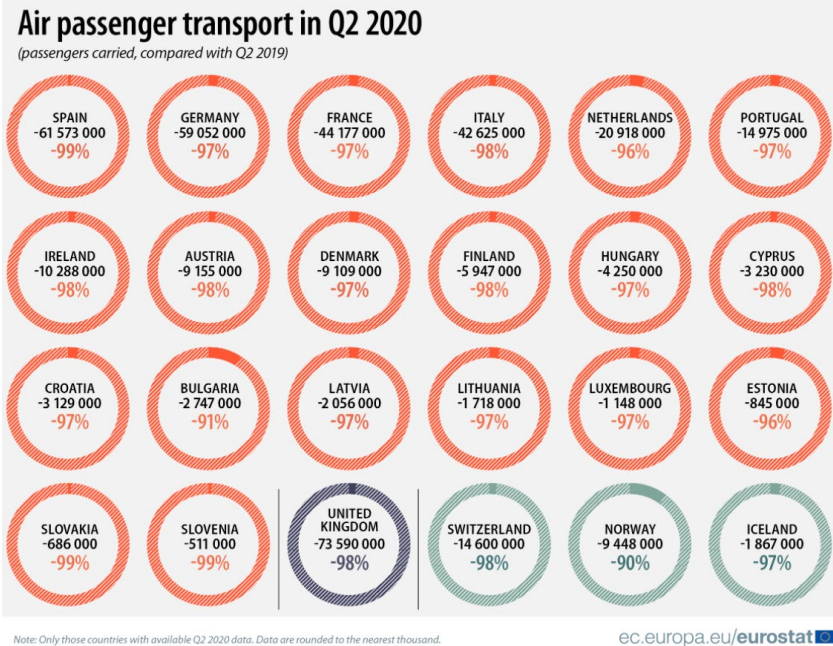
The impact of the pandemic on transport data

- Need for more timely data to evaluate the impact and the recovery
- Need for more frequent communication of relevant indicators

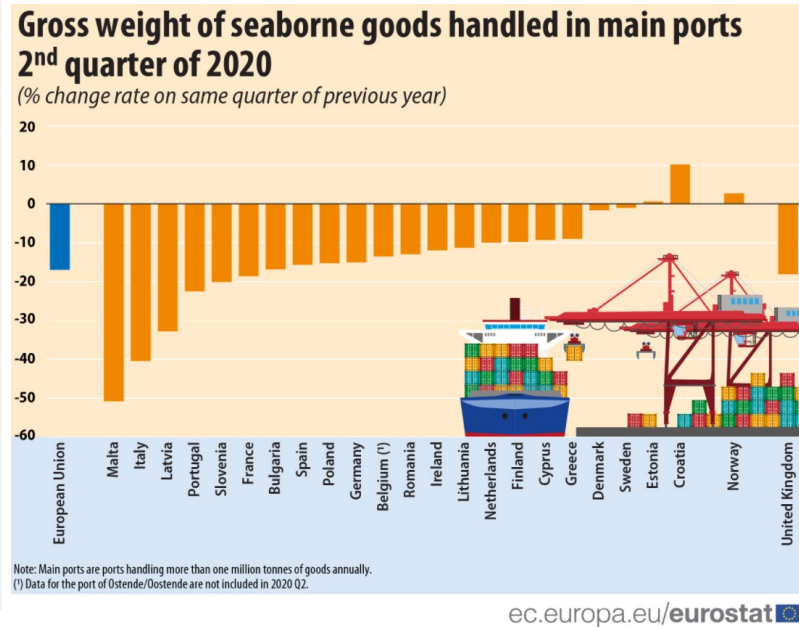
The screenshot shows the Eurostat website interface. At the top, there's a navigation bar with 'eurostat' logo, 'Your key to European statistics', and a search bar. Below that, there are tabs for 'News', 'Data', 'Publications', 'About Eurostat', and 'Help'. The main content area features a 'COVID-19' section with the 'EUROPEAN STATISTICAL Recovery Dashboard'. It includes a 'WHAT'S NEW?' section with two news items: '38% of the EU is covered with forests' (dated 21/03/2021) and 'EU resource productivity gradually increases' (dated 19/03/2021). There's also an 'ECONOMIC TRENDS' section with a dropdown menu set to 'Unemployment'.



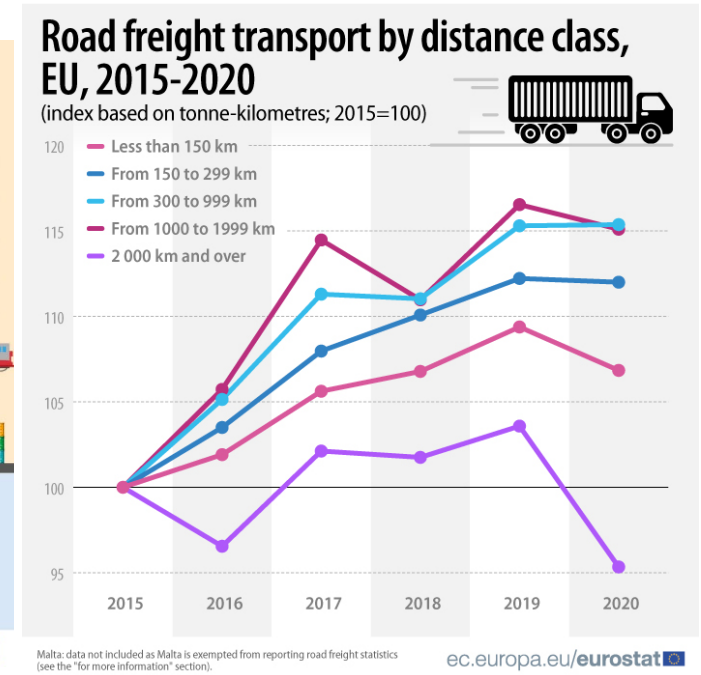
COVID-19 relevant News Items



October 2020



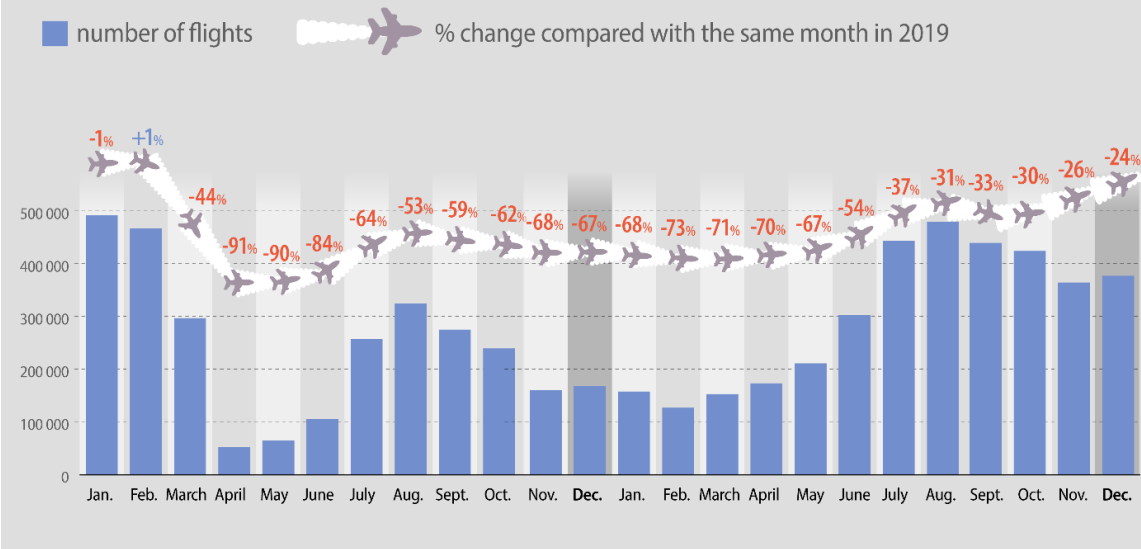
January 2021



November 2021

COVID-19 relevant News Items

Commercial flights in the EU in 2020 and 2021



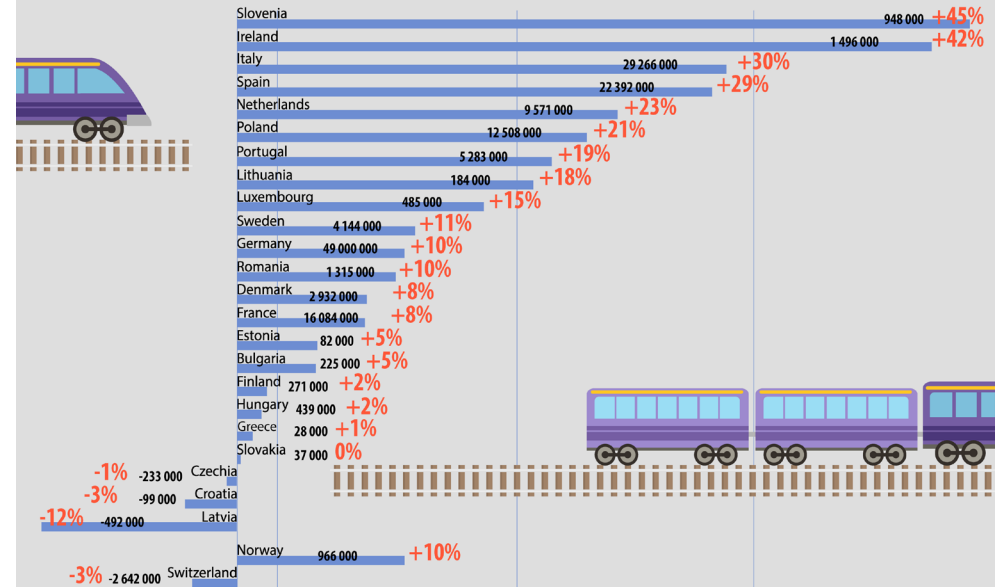
Source: Eurocontrol

ec.europa.eu/eurostat

January 2022

Rail passenger transport in Q3 2021

(passengers carried; compared with Q3 2020)




Belgium and Austria: confidential data
Cyprus and Malta: don't have railways

ec.europa.eu/eurostat

March 2022



For an analysis of the indicators, please read the [Eurostat commentary](#) 

Next update: 17 June 2022

Edition: [May 2022](#)

European Union

ALL TOPICS

ECONOMY & ENVIRONMENT

BUSINESS & TRADE

PEOPLE & WORK

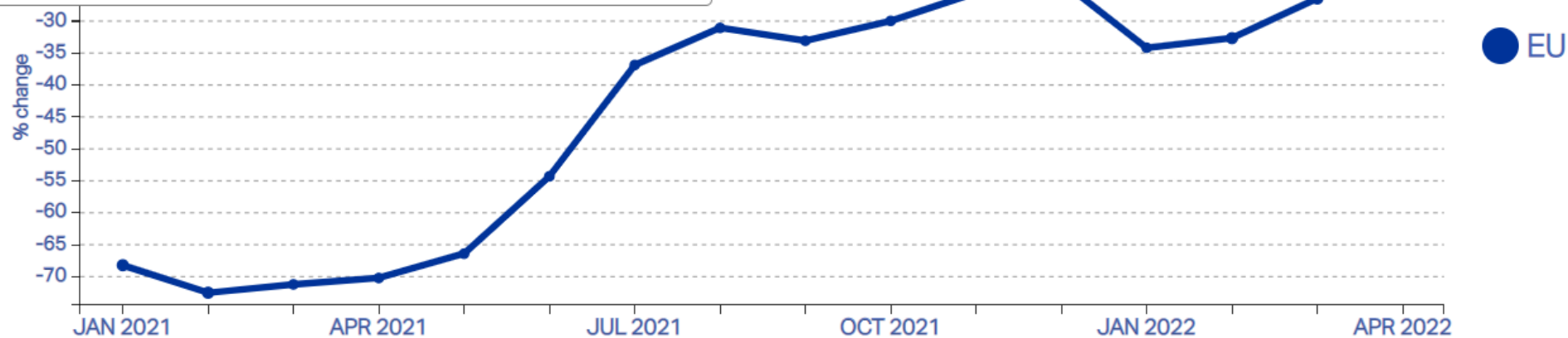


Commercial flights by reporting country

% change compared with same period in 2019

% change compared with same period in 2019

% change compared with same period of previous year



Data source: Eurocontrol

Five EU Legal acts for collecting statistics on transport

- Regulation (EU) 2018/643 of the European Parliament and of the Council on rail transport statistics (recast)
- Directive 2009/42/EC of the European Parliament and of the Council of 6 May 2009 on statistical returns in respect of carriage of goods and passengers by sea
- Regulation (EU) 2018/974 of the European Parliament and of the Council of 4 July 2018 on statistics of goods transport by inland waterways
- Regulation (EU) No 70/2012 of the European Parliament and of the Council of 18 January 2012 on statistical returns in respect of the carriage of goods by road
- Regulation (EC) No 437/2003 of the European Parliament and of the Council of 27 February 2003 on statistical returns in respect of the carriage of passengers, freight and mail by air

Regular non-regulated statistics

- Regional transport statistics (NUTS 2&3)
- Common Questionnaire with UNECE and ITF on inland transport
- Accidents for all transport modes – data collected by EU safety Agencies
- Modal Split Indicators
- IT development – on-going

Latest statistical developments in 2022

- Road statistics Working Group – March 2022
- Rail statistics Working Group – June 2022
- Development of Light Utility Vehicles methodology – 2 Task Force meeting
- Further development of modal split indicators to cover maritime transport
- Development of aviation transport statistics by distance class
- Continuation of the project on passenger mobility with the use of innovative sources for experimental statistics
- Development of a methodology for collecting data on passenger transport by inland waterways
- New publication: Key Figures on Transport

Eurostat support for new transport statistics

2022 Grants for new transport statistics

- Testing of Light Utility vehicles methodology with pilot data collection
- Testing of Inland Waterways passengers methodology with pilot data collection
- Urban transport methodology and statistics
- New and emerging modes of transport
- Use of new and innovative data sources
- 2022 Grants - European Green Deal
- Statistics on electric vehicles

Thank you



© European Union 2022

Unless otherwise noted the reuse of this presentation is authorised under the [CC BY 4.0](https://creativecommons.org/licenses/by/4.0/) license. For any use or reproduction of elements that are not owned by the EU, permission may need to be sought directly from the respective right holders.

