

REPUBLIC
OF MOLDOVA



National Reporting Platform Republic of Moldova



**STATISTICS
for Sustainable
Development
Goals**



2020

National Bureau of Statistics
Aurelia Spătaru
Lilia Racu

Workshop on Statistics for SDGs
UNECE

31 March 2021






ADAPTATION of the 2030 Global Agenda to national context



2015



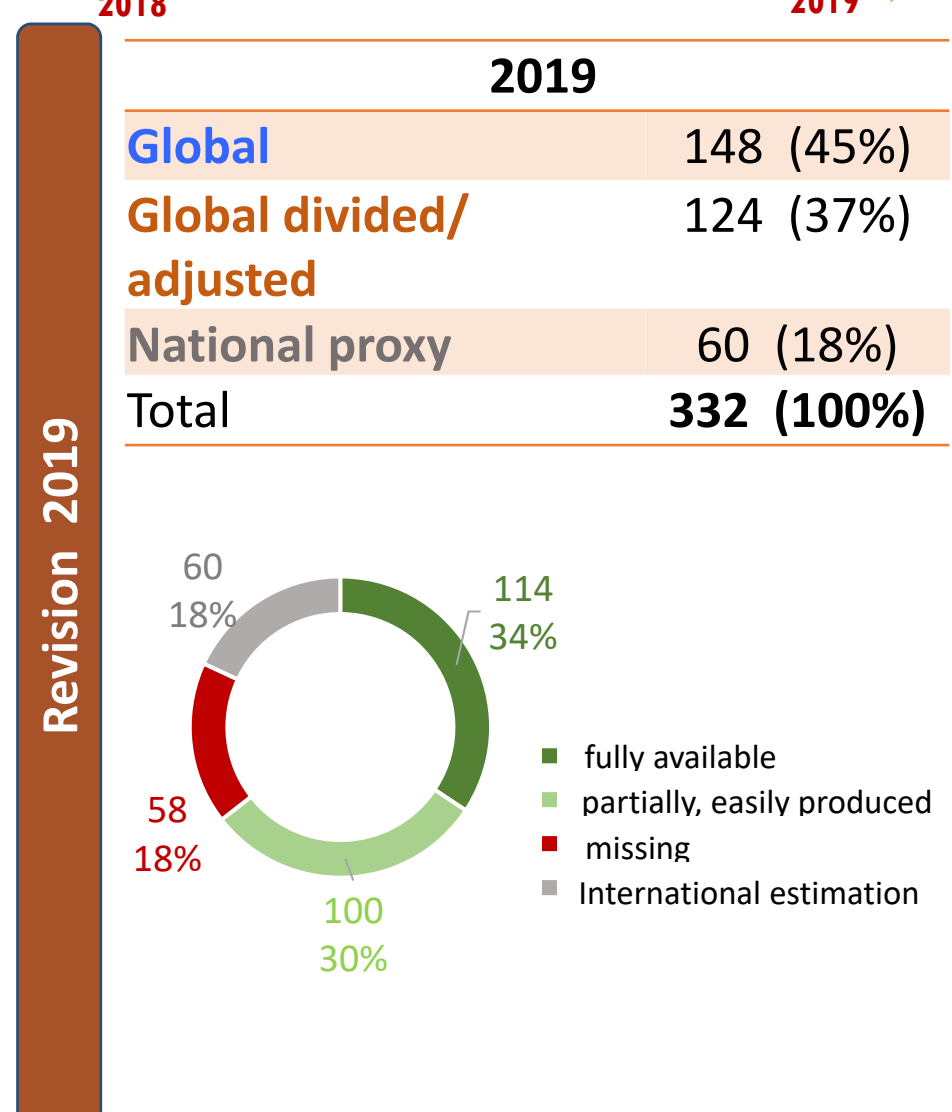
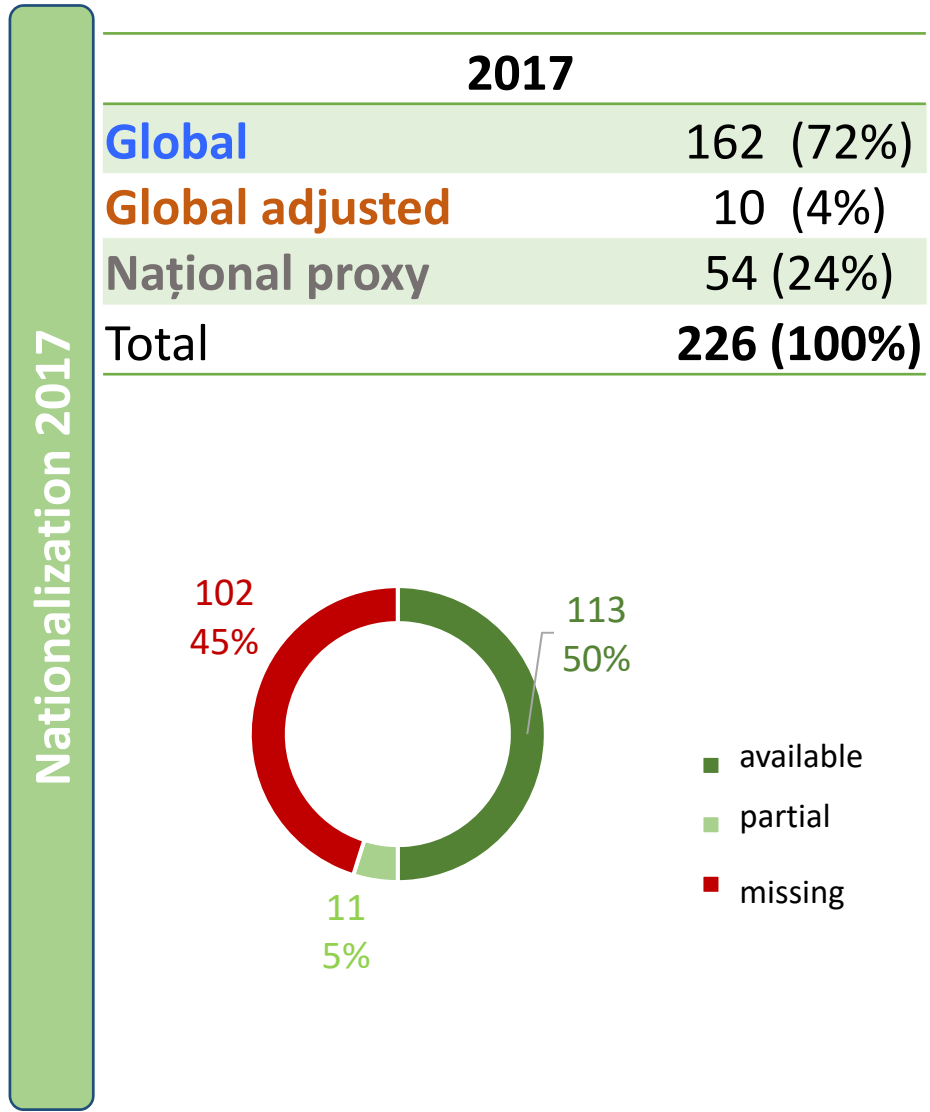

2030



<https://cancelaria.gov.md/ro/apc/nationalizarea-obiectivelor-de-dezvoltare-durabila>



NATIONALIZATION 2017 and REVISION 2019



CONCLUSIONS of the **review** process

349 indicators were revised, of which 17 were considered irrelevant to the country, and the remaining **332** **SDGs indicators** **agreed**

Type of indicators :

- 148 indicators – **global**
- 49 indicators - **global adjusted**
- 75 indicators – **global divided**
- 60 indicators – **national proxy**

Correspond to global methodology :

- 151 indicators – **identical**
- 55 indicators – **partial**
- 63 indicators – **similar** (some parameters in the calculation formula differ)
- 60 indicators - do not correspond at all to the global indic., they represent a national alternative
- 3 indicators - lack of global metadata

International
Comparability

Availability of indicators :

- 114 indicators – **fully available**
- 100 indicators – partially / can be easily estimated
- 58 indicators - missing (unclear methodology and / or source)
- 60 indicators - calculate at the international level

Availability of disaggregations :

- 100 types of disaggregations
- 193 indicators – **fully disaggregated**
- 47 indicators - partially disaggregated
- 58 indicators – missing disaggregations
- 26 indicators - without disaggregations
- 8 indicators – recommended disaggregations

No One left behind!



Disaggregations of SDGs indicators

Identified over 100 **types of disaggregation-s** of indicators, depending on their specificity, the main ones are:

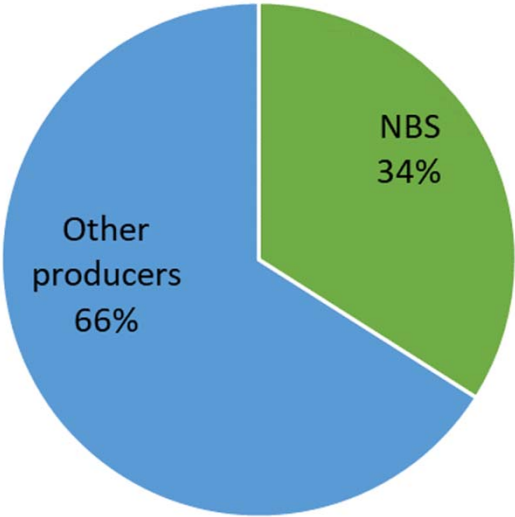
- Only **total** - 121 indicators
- **Gender** - 73 indicators
- **Age groups** - 62 indicators
- **Areas of residence** - 71 indicators
- **Disability** - 14 indicators
- **Education** - 11 indicators
- **Socio-economic status** - 7 indicators
- **Statistical regions** - 6 indicators
- **Occupational status** - 5 indicators
- **Forms of exploitation / violence / discrimination** - 6 indicators
- Other



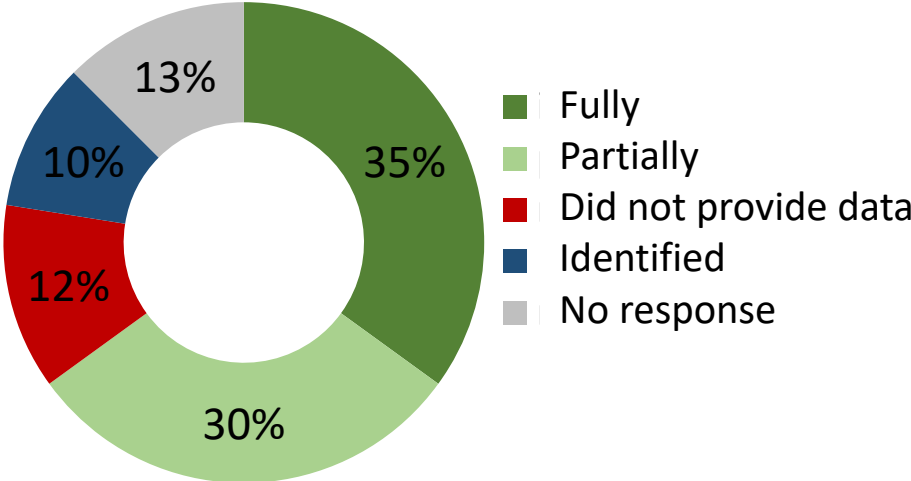
Providers of data for SDGs

40 institutions (data sources) participating in revision to provide data for **332 SDGs indicators** revised, including NBS – **113 indicators**

Providers of data



Availability of data provided by other institutions




65% indicators presented fully or partially





HIGH-LEVEL POLITICAL FORUM ON SUSTAINABLE DEVELOPMENT

VOLUNTARY NATIONAL REVIEWS



<https://cancelaria.gov.md/ro/apc/monitorizarea-si-evaluarea-implementarii-agendei-de-dezvoltare-durabila-2030>

<https://statistica.gov.md/pageview.php?l=ro&id=6306&idc=605>



NRP for SDGs statistics in Moldova

- [Open SDG](#) platform is an open source, free-to-reuse platform for managing and publishing SDG data.
- Open SDG is the result of collaboration between the UK [Office for National Statistics](#) (ONS), US government, the nonprofit [Center for Open Data Enterprise](#) (CODE) and members of the Open SDG community.

The screenshot shows the Open SDG platform interface for the Republic of Moldova. At the top, there is a navigation bar with the Sustainable Development Goals logo, a search bar labeled "Indicator search", and links for "REPORTING STATUS", "ABOUT", "GUIDANCE", "FAQ", and "ENGLISH". Below the navigation bar, the main heading reads "Republic of Moldova - data for Sustainable Development Goal indicators". A sub-heading instructs users to "Click on each goal, or click in the box above Indicator search, to visualize indicators for Sustainable Development Goals for the Republic of Moldova." The main content area displays a grid of 17 goal icons, each with a number and a brief description: 1 NO POVERTY, 2 ZERO HUNGER, 3 GOOD HEALTH AND WELL-BEING, 4 QUALITY EDUCATION, 5 GENDER EQUALITY, 6 CLEAN WATER AND SANITATION, 7 AFFORDABLE AND CLEAN ENERGY, 8 DECENT WORK AND ECONOMIC GROWTH, 9 INDUSTRY, INNOVATION AND INFRASTRUCTURE, 10 REDUCED INEQUALITIES, 11 SUSTAINABLE CITIES AND COMMUNITIES, 12 RESPONSIBLE CONSUMPTION AND PRODUCTION, 13 CLIMATE ACTION, 14 LIFE BELOW WATER, 15 LIFE ON LAND, 16 PEACE AND JUSTICE, and 17 PARTNERSHIPS FOR THE GOALS. A "SUSTAINABLE DEVELOPMENT GOALS" logo is also present in the bottom right corner of the grid.



Why was Open SDG chosen

Open source



Free

Detailed user guide



Easy to
install

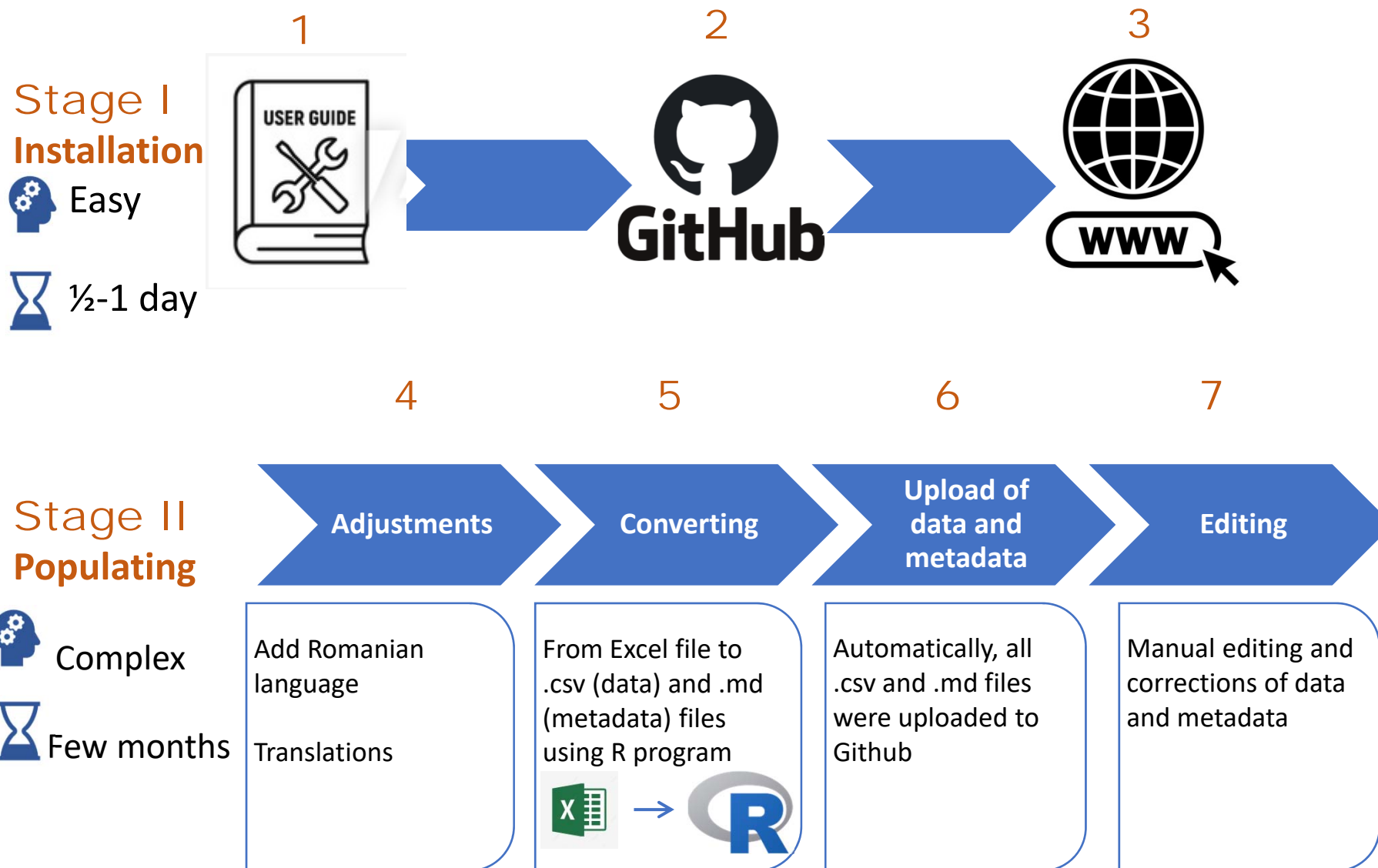
Open SDG Community



Support and
updates



Set up of the platform



Customization of the platform

United Kingdom



Basic platform

Germany



Graph colors, buttons
Previous/Next

Armenia



Goal layout as a two-column target, tags for proxy indicators

Republic of Moldova



Reporting status page,
Excel file with all indicators,
Design of the platform using
Country logo – Tree of life

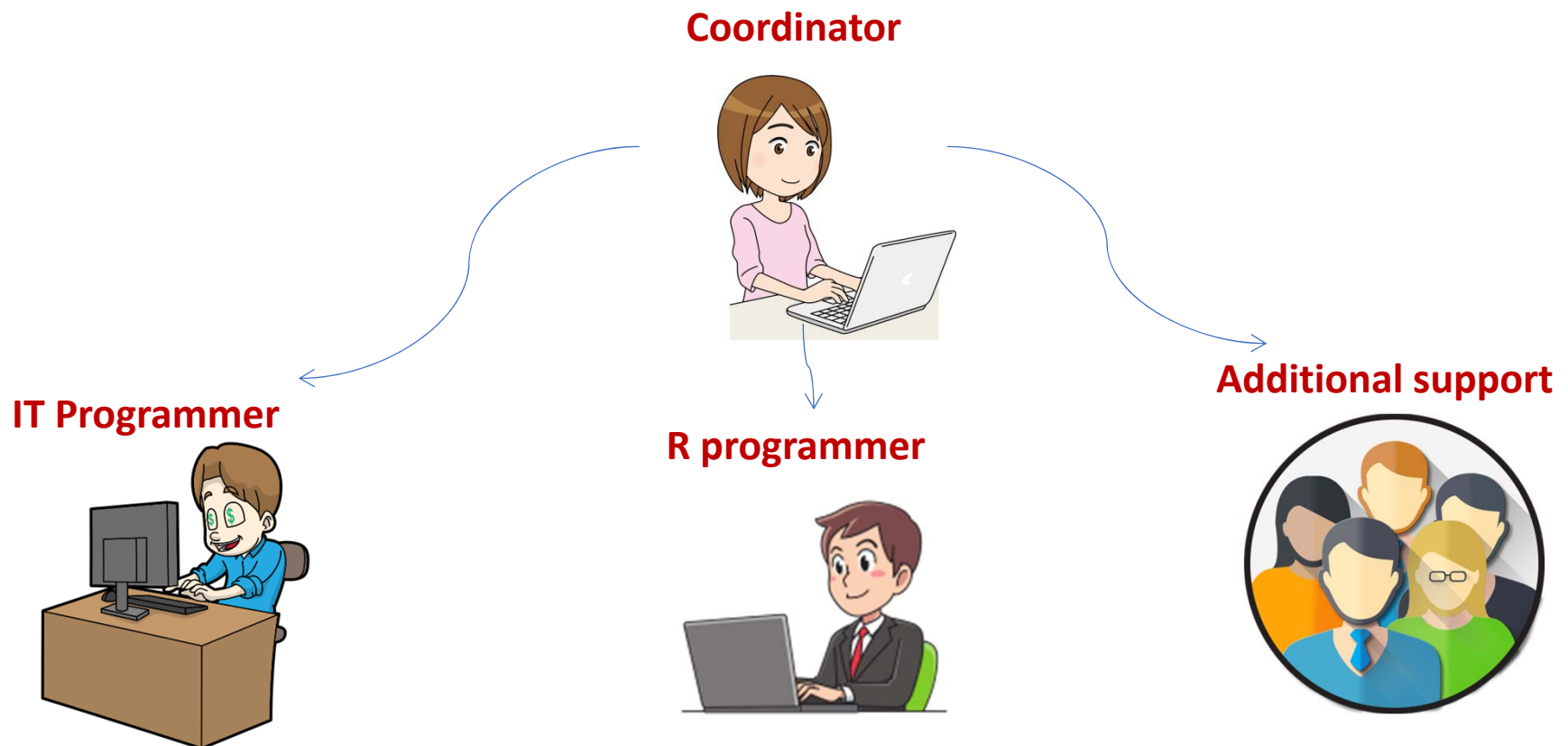


MOLDOVA



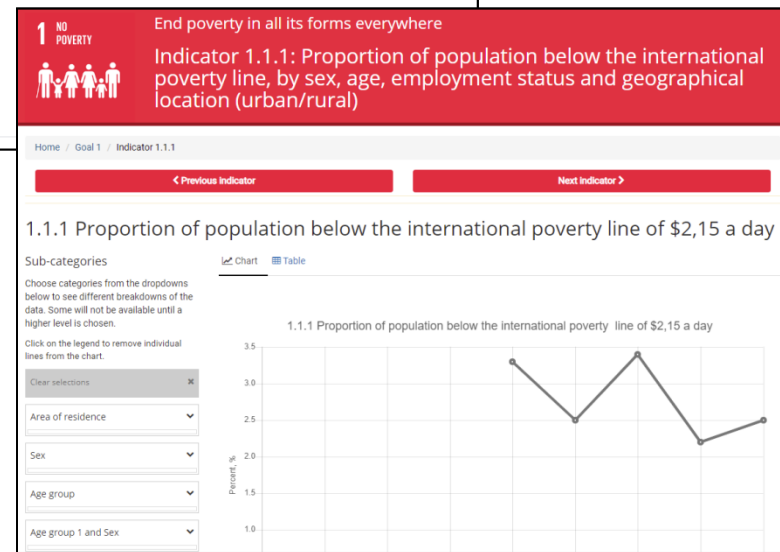
Maintenance of the platform

- NBS staff that set up the platform.
- Help and support from ONS Open SDG team
- Financial assistance from UNDP and UNWomen



Navigation in NRP

Open SDG platform is user-friendly and easy to use



Types of indicators on platform

Targets

1.1

By 2030, eradicate extreme poverty for all people everywhere, currently measured as people living on less than \$1.25 a day

1.2

By 2030, reduce at least by half the proportion of men, women and children of all ages living in poverty in all its dimensions according to national definitions

1.5

By 2030, build the resilience of the poor and those in vulnerable situations and reduce their exposure and vulnerability to climate-related extreme events and other economic, social and environmental shocks and disasters

Indicators

1.1.1 Reported online

Proportion of population below the international poverty line, by sex, age, employment status and geographical location (urban/rural)

Global adjusted

1.1.1.1 Reported online

Proportion of population below the international poverty line of \$4,3 a day

National

1.2.1 Reported online

Proportion of population living below the national poverty line, by sex and age

1.5.1 Exploring data sources

Number of deaths, missing persons and directly affected persons attributed to disasters per 100,000 population (repeat of 1 and 13.1.1)

1.5.1.a Reported online

Number of people who died as a result of disasters, per 100.000 population

Global divided

1.5.1.b Exploring data sources

Number of persons who have disappeared as a result of disasters, per 100000 population

Global divided

1.5.1.c Reported online

Number of persons directly affected as a result of disasters, per 100000 population

Global divided

Global adjusted

National

Global

Global divided



Visualisation of data on NRP

1.2.1 Absolute poverty rate, by sex and age

Sub-categories

Choose categories from the dropdowns below to see different breakdowns of the data. Some will not be available until a higher level is chosen.

Click on the legend to remove individual lines from the chart.

Clear selections

Area of residence

Sex

Age group

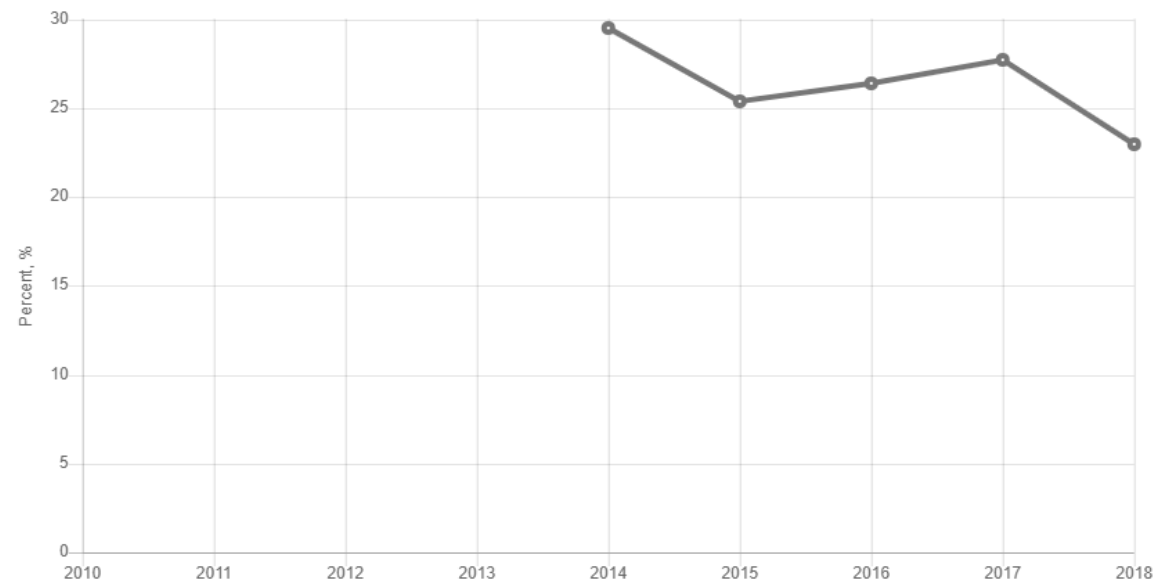
Dissaggregations

Chart Table

Table

Chart

1.2.1 Absolute poverty rate, by sex and age



Source: National Bureau of Statistics
Geographical Area: Republic of Moldova
Unit of Measurement: Percent, %

Republic of M

Download Chart CSV

Download Source CSV

Download options



Presenting of metadata on NRP

<u>National Metadata</u>	Global Metadata	Sources	Edit
<p>This table provides metadata for the actual indicator available from Moldova statistics closest to the corresponding global SDG indicator. Please note that even when the global SDG indicator is fully available from Moldovan statistics, this table should be consulted for information on national methodology and other Moldovan-specific metadata information.</p>			
Geographical coverage	Republic of Moldova		
Unit of measurement	Percent, %		
Definitions	<p>The absolute poverty rate represents the share of population that lives below the nationally established poverty line. The absolute poverty rate represents the amount of monthly expenditures for a set of food products, non-food goods and services considered as minimum necessary amount of a household so as to ensure a decent living. The absolute poverty rate was established in 2006 by the National Bureau of Statistics according to the methodology (developed jointly by NBS and Ministry of Economy), which implies the annual recalculation of the poverty rate based on the Consumption Price Index. In 2016 the methodology for estimating the absolute poverty indicators was reviewed and the absolute poverty rate was recalculated. In the RM the poverty rate is established only at the national level (but not at the urban or rural levels). Since 2014, the poverty rate is calculated according to the new methodology, approved via the National Bureau of Statistics Order No. 56 dated 24 August 2018.</p>		
Calculation formula	$\frac{\text{Number of population with monthly average expenditures per adult equivalent lower than the value of the absolute poverty line, during the period of reference}}{\text{total number of population during the year of reference}} * 100.$		
Data last updated	2021-01-26: see changes on GitHub		
Metadata last updated	2020-10-29: see changes on GitHub		

National metadata

Global metadata

<u>Global Metadata</u>	National Metadata	Sources	Edit
<p>This table provides information on metadata for SDG indicators as defined by the UN Statistics Division.</p>			
Indicator name	Proportion of population living below the national poverty line, by sex and age		
Indicator number	1.2.1		
Target name	By 2030, reduce at least by half the proportion of men, women and children living in poverty in all dimensions according to national definitions.		
Target number	1.2		
Global indicator description	Monitoring national poverty is important for country-specific development. National poverty rates are not intended for international comparisons of poverty rates.		
UN designated tier	1		
UN custodian agency	World Bank (WB)		
Link to UN metadata	United Nations Sustainable Development Goals Metadata (PDF 98.2 KB)		

Sources

National Metadata	Global Metadata	<u>Sources</u>	Edit
Data source	Household Budget Survey		
Data producer	National Bureau of Statistics		
Data supplier	National Bureau of Statistics		
Periodicity	Annual		



Reporting status page

Reporting Status

Overall Reporting Status 428 indicators

255 Reported online 60% 0 Statistics in progress 0% 173 Exploring data sources 40%



Status by goal



1 NO POVERTY 36 indicators

19 Reported online 53% 0 Statistics in progress 0% 17 Exploring data sources 47%



2 ZERO HUNGER 17 indicators

12 Reported online 71% 0 Statistics in progress 0% 5 Exploring data sources 29%



3 GOOD HEALTH AND WELL-BEING 36 indicators

30 Reported online 83% 0 Statistics in progress 0% 6 Exploring data sources 17%



4 QUALITY EDUCATION 30 indicators

19 Reported online 63% 0 Statistics in progress 0% 11 Exploring data sources 37%



Challenges

- **Coordination and validation** of data and metadata from other institutions
- Risk of **no validation** and update of the data and metadata - changes in state institutions, focal points, unstable institutional memory
- **Limited** human capacities for maintaining the platform: no person and Unit as SDG focal point and limited technical staff
- Defining global indicators that are divided into several indicators on the platform



Next actions:

Validation of data and metadata from all institutions


Final **adjustments** and **customization** of the platform

Publicly **launch** and promotion of finalized NRP (*May 2021*)

Strengthen intra- and inter-institutional **cooperation** with Other data producers



Moldova 2030 - the country we want to live in!



Thank you! (=) *Mulțumesc!*

aurelia.spataru@statistica.gov.md

lilia.racu@statistica.gov.md