



EEA / Eurostat / UNECE
Workshop on Waste Statistics
11-13 April 2012, Geneva

**MUNICIPAL WASTE MANAGEMENT
Republic of Croatia**



Jasna Kufrin, Head of Waste Department

Croatian Environment Agency



- **Waste Management Strategy (2005)**
- **Waste Management Plan (2007)**
- **Waste Act**
- **2 Regulations and 19 Ordinances**

-Croatia –expected to enter EU in 2013
– transposition of EU legislation/waste – completed

2012 - new Waste Act under preparation – to comply with Directive 2008/98/EC



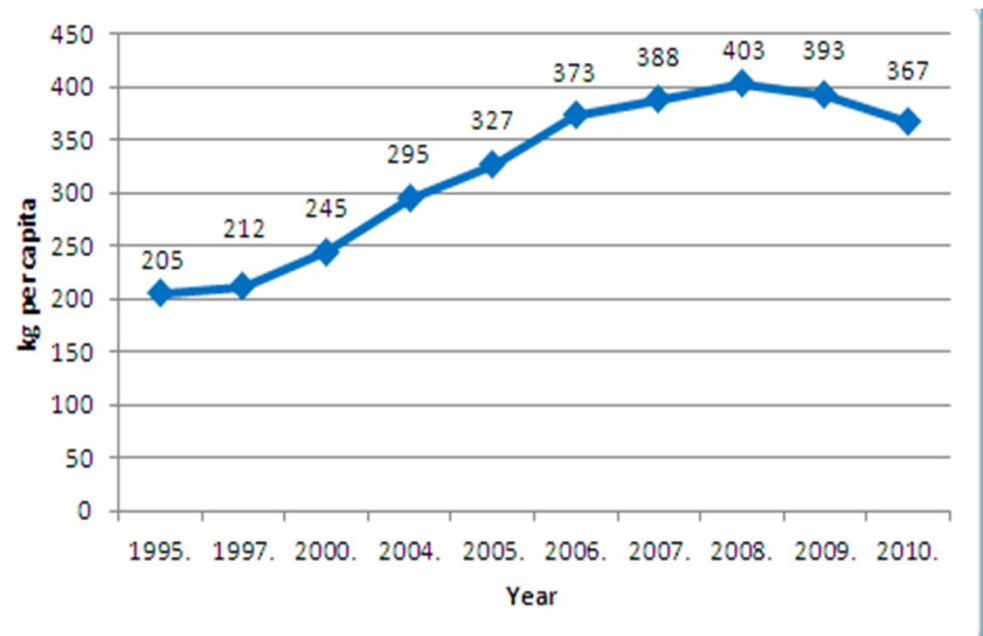
MUNICIPAL WASTE 2010

1 629 915 t

367 kg / inhabitant / year (1 kg/day)

Coverage by organized collection:
96% population

~ 210 collection companies
(report annual data)





86% -mixed municipal waste
(EWC 20 03 01)

**14% -other municipal waste types
separately collected**
Not all for recovery

- Bins on public areas (paper, glass,...),
- Collection points (different waste types)
- Collection schemes for special waste categories (since 2006)
 - packaging waste, waste tyres, oils, batteries and accumulators, end-of-life vehicles, electronic equipment





BIODEGRADABLE WASTE from municipal waste

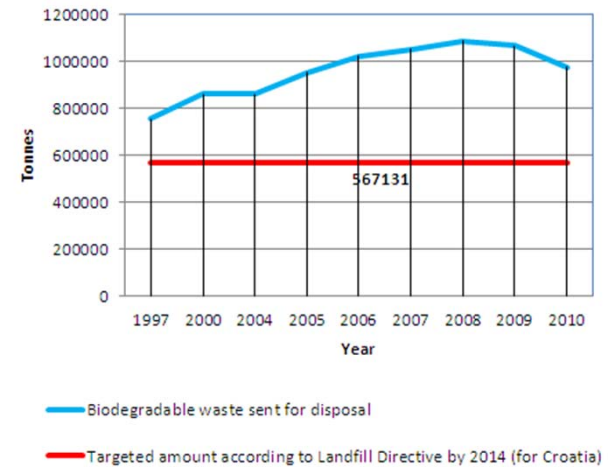
Almost all quantities landfilled

Landfill Directive -end **2020** - to **35%**
of the total amount produced in 1997

WASTE FROM TOURISM ~60 000 t

-no special monitoring of this waste stream

-plastics (43%), paper (25%), cardboard, glass, biowaste...





Mixed municipal waste- landfilled without treatment

2005: 300 „official” landfills

2011: 146 active landfills
(operators report annual data)

(Landfill directive) – transitional period (2018)

-Existing landfills -closure, remediation

-Construction of **Waste management centres** (WMC)

11 WMC (mechanical biological treatment) + 1 WtE plant in Zagreb

3 centres – in realisation phase





Data collection / Reporting



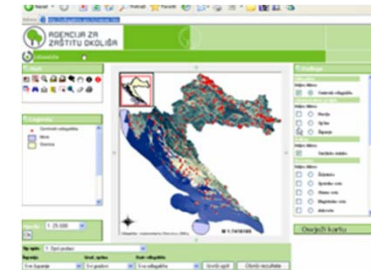


1. WASTE DATA COLLECTION – CROATIAN ENVIRONMENT AGENCY

- Regulated in Waste Act and subordinate legislation
- data directed mostly to Croatian Environment Agency

CEA Databases:

- **Waste Management Permits Register** (on-line database)
- **Environment Pollution Register (ROO)** (on-line data registration)
- Landfill Inventory
- Waste Management Plans Database
- Transboundary movement database
- Databases on special waste streams



Dissemination of information:

Annual reports, Indicators (National list of indicators), website www.azo.hr



Ordinance on Environment Pollution Register (ROO) – annual data

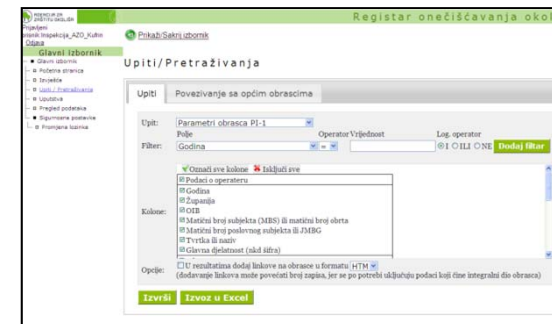
- waste generators (>50 kg hazardous, 2000 kg non-hazardous waste)
- waste collectors
- waste treatment facilities

For municipal waste – data for each municipality:

-waste quantities by waste code (LoW), waste from households, primary selection, R/D operation, operator

-validation – county offices/inspection/CEA

-web-based application developed for data entry





2. WASTE DATA COLLECTION – CROATIAN BUREAU OF STATISTICS

- Law on Statistics - biannual statistical survey on waste flows
- Data on Waste Statistics Regulation sent to Data Centre on Waste

2012 – Agreement in preparation

Croatian Environment Agency (CEA) – Croatian Bureau of Statistics

CEA – to report according to Waste Statistics Regulation in future



Future reporting obligations: Croatian Environment Agency:

- Reporting on implementation of Regulations and Directives in the field of waste, including data provision and reporting via eDAMIS

Important:

Strengthen capacities

Improve data quality

Continue cooperation with EEA and Topic Centre for SCP

Strengthen cooperation with Eurostat / Data Centre on Waste

-participation on workshop/seminars

-projects



Thank you

Croatian Environment Agency

www.azo.hr

e-mail: info@azo.hr

