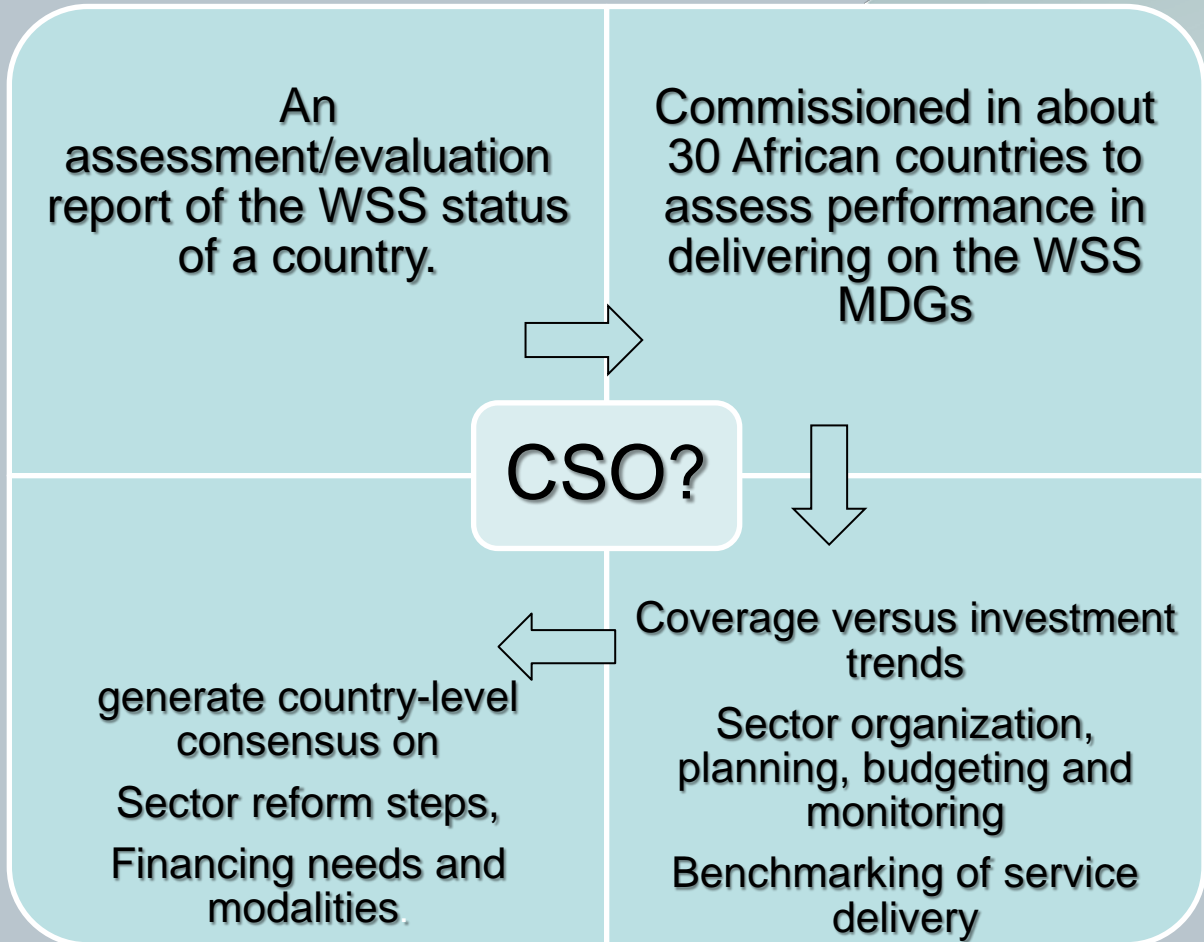


# AMCOW Country Status Overviews (CSOs)

Kitch Bawa

African Ministers' Council on Water

## What are country status overviews?



1. **Coverage trends (past)**
2. **Benchmarking service delivery pathways (present)**
3. **MDG costing (future)**

## Country engagement process for CSOs


1. **Invitation from AMCOW** – Introduce process, mobilize and encouraged country involvement.
2. **Consultant desk review + country visit** – Agreed with government for consultation.
3. **In-country consultation** – Disseminated in-country to spark discussion on policy options along with mini regional synthesis (learning angle)
4. **National Sub-sector dialogue** – Technical discussion to propose policy actions.
5. **Sector meeting** – Either an input to a JSR or initiating a JSR.
6. **Final CSO** – Signed off by government -> one report per country
7. **Regional synthesis** – Regional workshop for peer regional learning

## Country Status Overview phase 1 (CSO1)

- Facilitated by World Bank, AfDB, EUWI, UNDP
- Done in 16 countries that showed interest due to funds' available
- Assess progress on the road map for achieving MDGs
- Country led and country specific
- Assess country preparedness
- Financing requirements to meet MDGs
- Recommendations to improve performance



# The Country Status Overview phase 1 (CSO1): criteria



## MDGs outlook

- Capacity needs
- Required investment
- Key milestones

## Sector preparedness overview

- Strategies
- Institutions
- Financing
- M&E

## Sustainability scorecard

- Institutional
- Financial

## Outcome of CSO1

- High-light key determinants for success in the sector
- Drew attention to policy and institutional weaknesses
- Serve as an input into Joint Sector Reviews at National Levels
- Provide comprehensive analysis of sector situation between fragile and stable nations in Africa
- Inform decisions at continental levels

## Methodology for CSO2

- An outcome of CSO1
- Facilitated by (WSP, WHO, UNICEF, AfDB)
- Supported by team of local and international consultants working with ministries
- Desk reviews
- Country visits to verify and refine findings in country with government and other stakeholders

## CSO2 tools

### 1. CSO2 scorecard

- Assessment framework for identifying drivers and barriers in service delivery pathway
- Disaggregated into 4 sub groups to highlight inequalities in access (urban water; rural water; urban sanitation, and rural sanitation.)
- Scores based on a range of specific questions

### 2. CSO2 costing tools

- Excel based tool combining population, coverage and technological data to estimate required annual investment for infrastructure (new and renewed) per sector
- Proportions to be met by public finance based on subsidy
- Comparisons with anticipate public investment from national, donor, and NGO sources to identify investment gaps

### 3. Questionnaires to line ministries

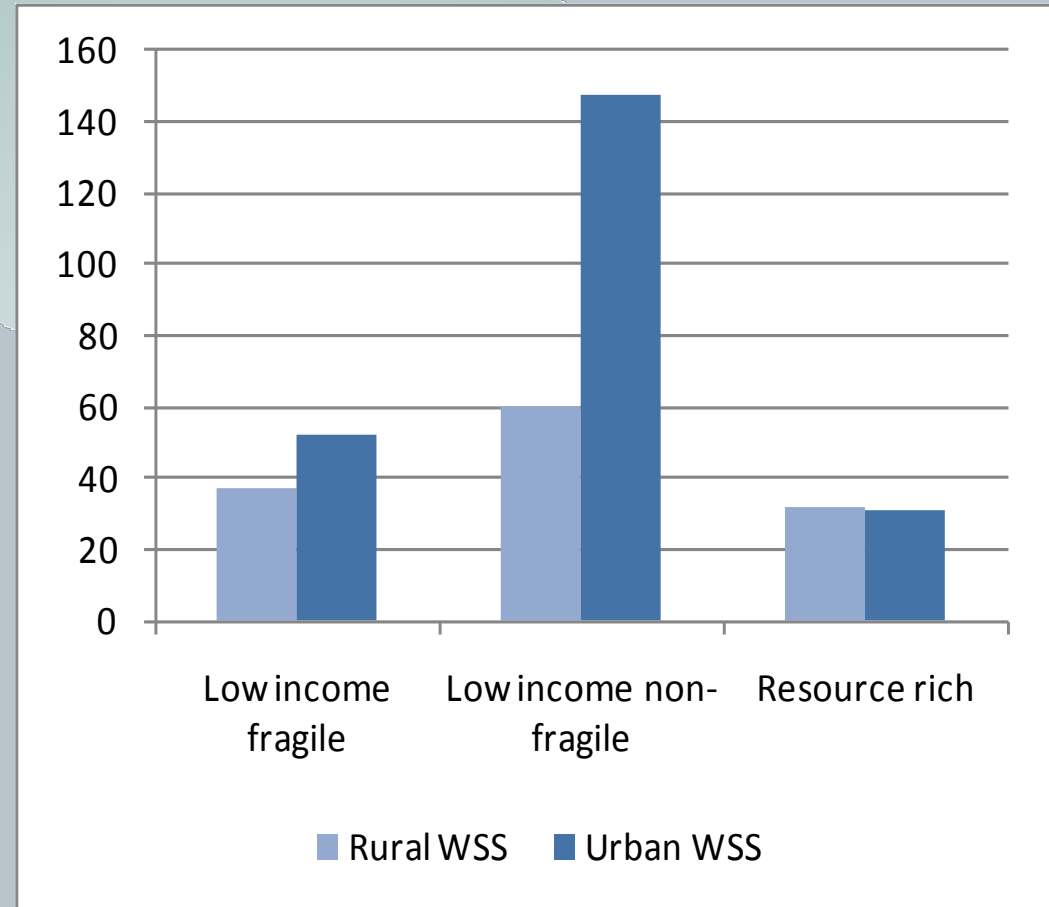
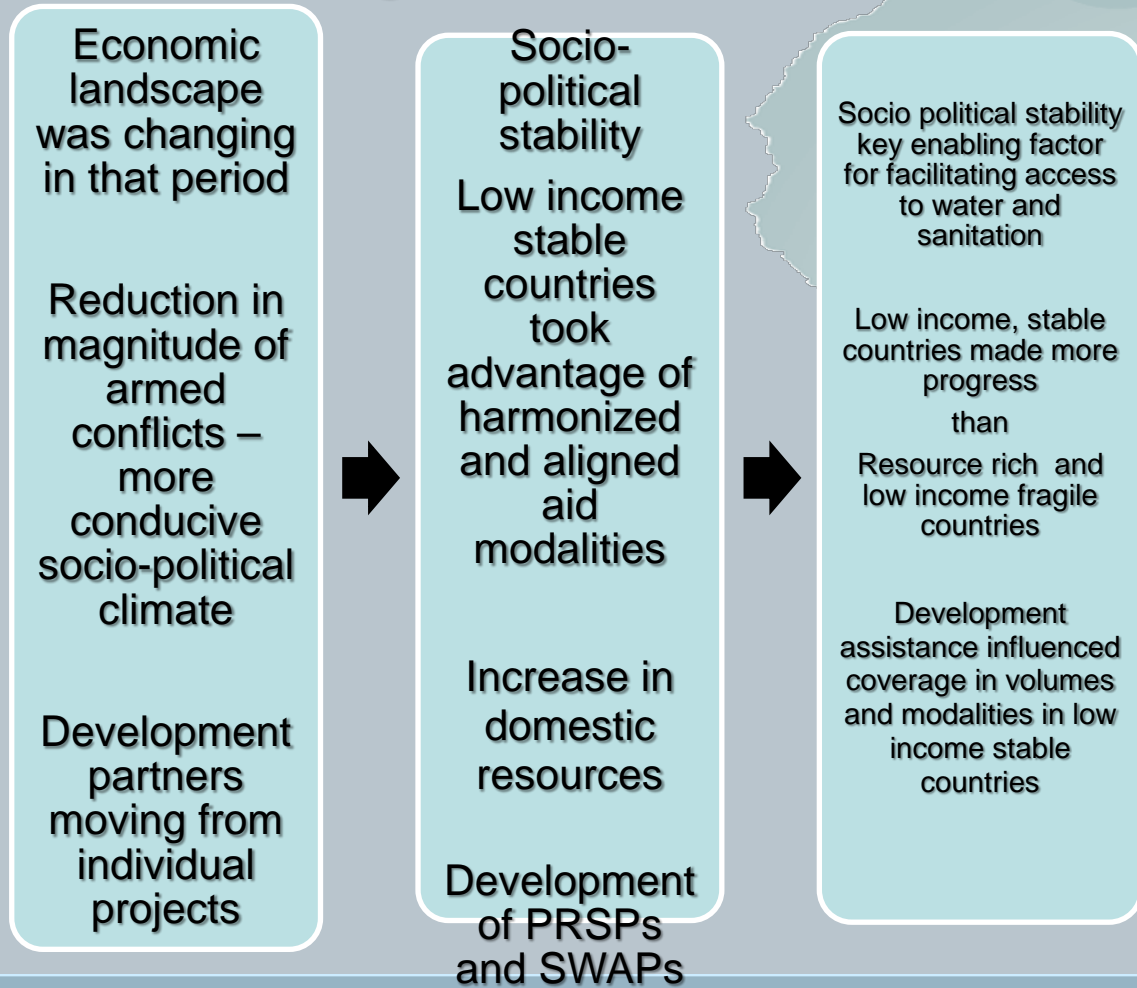
- To get more inputs on the costing model
- Supplementary qualitative information on progress including donor coordination.
- Other additional information on institutional issues



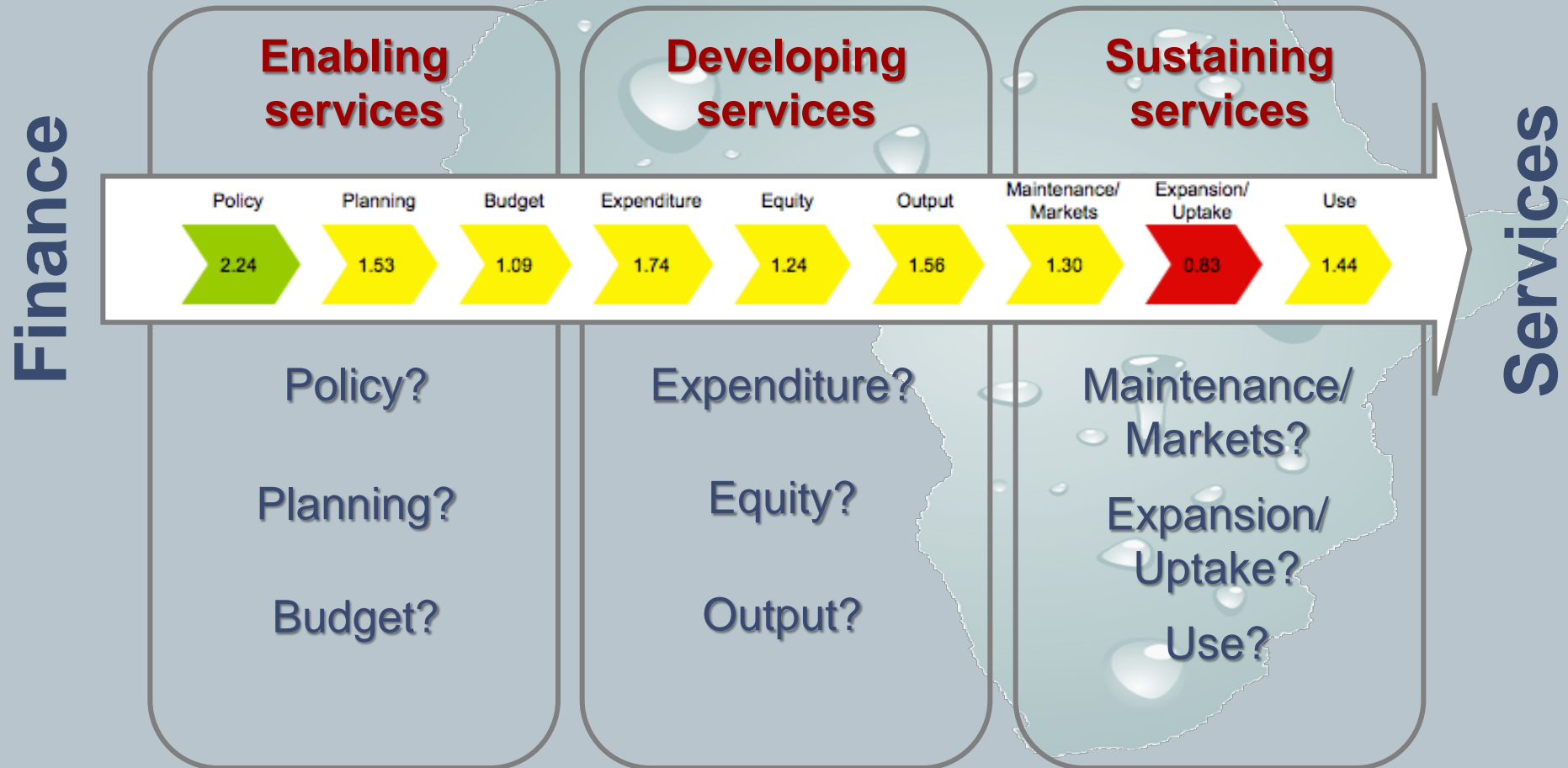
## Main findings of CSO2

### Main findings: of CSO1 & CSO2

### Aid received per capita served 1995-2008



# Country level bottlenecks in service delivery pathway



## After CSOs: other related actions

### Sector initiatives and processes

Increased sector coordination and leadership (national coordination units for WASH and focal ministries)

Development of country sector policies and strategies (WASH)

Development of strategies for youth and gender mainstreaming in WASH

Targeted rural Water Supply and Sanitation Interventions

AMCOW Pan Africa M&E initiative.

Kigali Action Plan

### Periodic reviews and peer learning

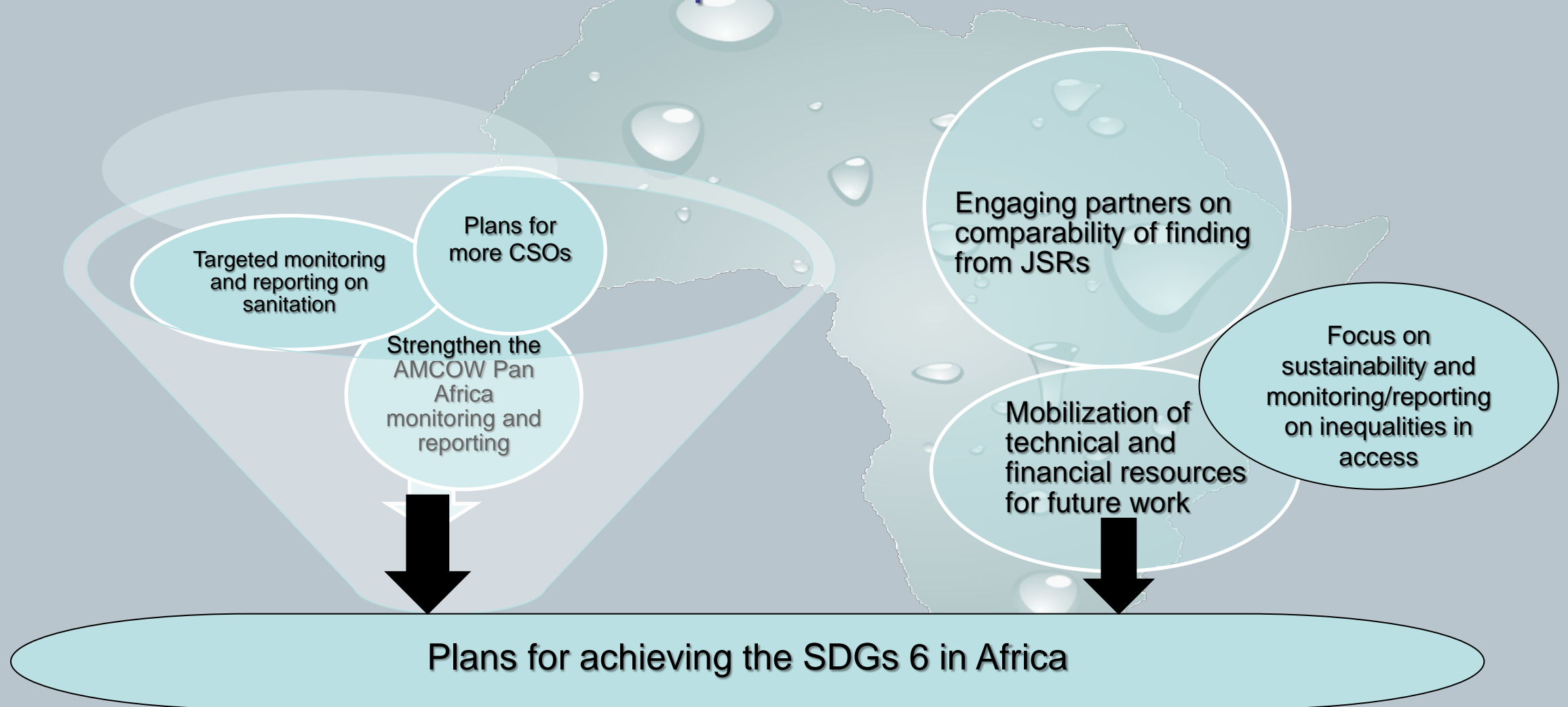
Africa  
water week  
series

AfricaSan  
series

WASH  
sector  
sharing and  
learning



## Future plans CSOs





Thank you