

Amendments to ECE/TRANS/WP.29/GRE/2014/7

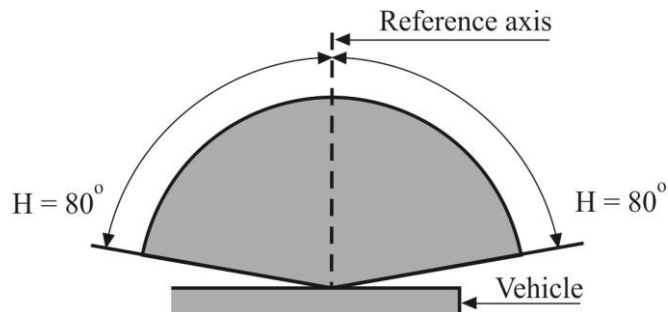
I. Proposal

Annex 1, paragraph 1., at the end of the proposed text insert the missing diagram:

“1. Front position lamps

$$V = +15^\circ / -10^\circ$$

However, in the case where a device is intended to be installed with its H plane at a mounting height less than 750 mm above the ground, the angle of 10° below the horizontal may be reduced to 5° .

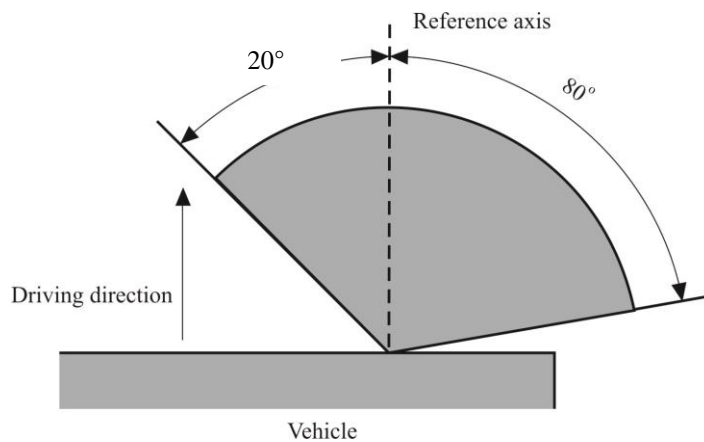


Front position lamps (for a pair of lamps)

$$V = + 15^\circ / - 10^\circ$$

However, in the case where a device is intended to be installed with its H plane at a mounting height less than 750 mm above the ground, the angle of 10° below the horizontal may be reduced to 5° . “

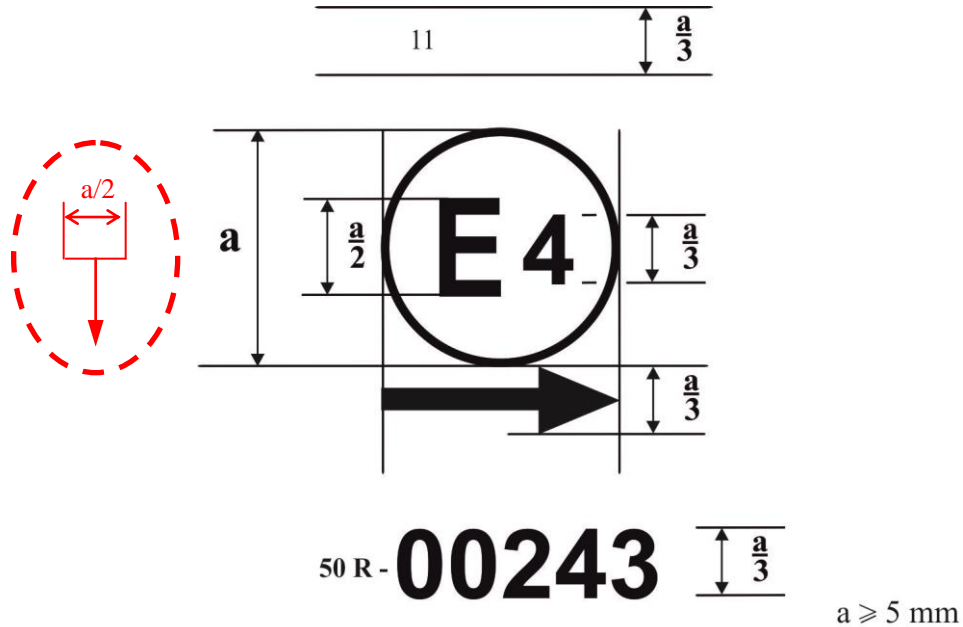
(Insert the following missing diagram showing the visibility of angles)



Annex 3, correctly highlight the marking clause for the interdependent lamps:

"Annex 3

EXAMPLES OF ARRANGEMENT OF THE APPROVAL MARK
(see paragraph 5.3. of this Regulation)



A device bearing the approval mark shown above is a direction indicator of the category 11 approved in the Netherlands (E4) under the number 00243. The first two digits of the approval number indicate that the approval was granted in accordance with the requirements of Regulation No. 50 in its original form.

For a direction indicator, the arrow indicates that the luminous distribution is a symmetrical in a horizontal plane and that the photometric values required are satisfied up to an angle of 80° to the right, the device seen in the opposite sense of the light emitted.

The vertical arrow starting from a horizontal segment and directed downwards indicates a permissible mounting height of equal to or less than 750 mm from the ground for this device.

Light source modules

MD E3 17325

The light source module bearing the identification code shown above has been approved together with a lamp approved in Italy (E3) under approval number 17325.”

Note: The approval number must be placed close to the circle and either above or below the letter "E" or to the left of right of that letter the digits of the approval number must be on the same side of the "E" and face in the same direction. The use of Roman numbers as approval numbers should be avoided so as to prevent any confusion with other symbols.

Interdependent lamps

12 MRY MSY



R50-00113

MRY MSY



R50-00113

Marking of an interdependent lamp comprising part of an interdependent lamp system providing:

A rear direction indicator lamp (category 12) approved in accordance with the requirements of Regulation No. 50,

A rear position lamp (MRY) approved as an interdependent lamp forming part of an interdependent lamp system in accordance with the requirements of Regulation No. 50,

A stop-lamp (MSY) approved as an interdependent lamp forming part of an interdependent lamp system in accordance with the requirements of Regulation No. 50

Marking of an interdependent lamp comprising part of an interdependent lamp system providing:

A rear position lamp (MRY) approved as an interdependent lamp forming part of an interdependent lamp system in accordance with the requirements of Regulation No. 50,

A stop-lamp (MSY) approved as an interdependent lamp forming part of an interdependent lamp system in accordance with the requirements of Regulation No. 50

II. Justification

To correctly include a diagram that had been missed during the uploading of the formal document and to correctly highlight the amendment for interdependent lamps in the marking clause.
