



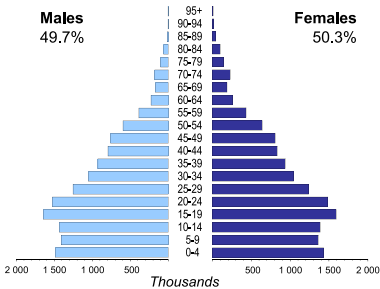
# UZBEKISTAN

<b>Capital (population in thsd, 2014)</b>	Tashkent (2 353)
<b>Area (km<sup>2</sup>)</b>	447 400
<b>Total population (thsd, 2010)</b>	28 562
<b>Population density (per km<sup>2</sup>)</b>	64
<b>Official language(s)</b>	Uzbek
<b>National currency</b>	Uzbekistani sum (UZS)
<b>National statistical office</b>	State Committee on Statistics of the Republic of Uzbekistan
	<a href="http://www.stat.uz">www.stat.uz</a>

Time: UTC + 05:00



## Population by age, 2009



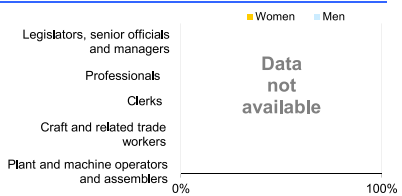
<b>Life expectancy (in years)</b>	at birth		at 65
		2007	2008
<b>Males</b>		70.5	13.6
<b>Females</b>		75.1	15.6
<b>Total fertility rate, 2012</b>	average number of children per woman		
	2.2		
<b>Adolescent fertility rate, 2009</b>	number of live births per 1,000 women aged 15-19		
	12.9		
<b>Mean age of women at birth of first child, 2006</b>	age in years		
	23.8		

## Computer use by age and sex

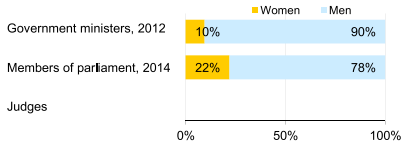


<b>Women in the labour force, 2006</b>	56%
percentage of total for both sexes	
<b>Gender pay gap</b>	..
monthly earnings	
hourly wage	
<b>Women in part-time employment</b>	..
percentage of total of women employed	
<b>Female tertiary students, 2010</b>	39%
percentage of total for both sexes	
<b>Women victims of homicide</b>	..
percentage of total for both sexes	
<b>Women researchers, 2010</b>	41%
percentage of total for both sexes	

## Women and men in selected occupation groups



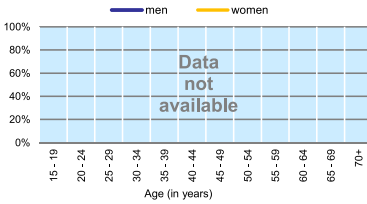
## Women and men in public life



# UZBEKISTAN

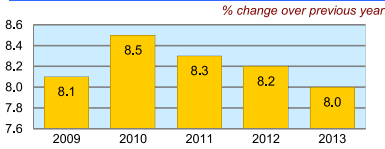
	2008	2009	2010	2011	2012	2013
Employment (% change over previous year)	2.8	2.7	2.7	2.5	2.6	2.5
Unemployment rate (%)	4.9	5.0	5.4	5.0	4.9	4.9
Youth unemployment rate (%)	..	..	..	..	..	..

## Economic activity rate

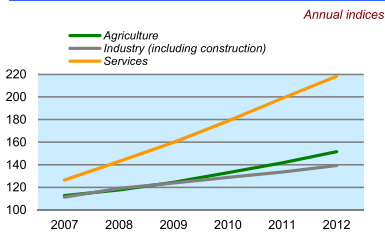


	% of GDP
Exports of goods and services, 2012	27.8
Imports of goods and services, 2012	29.8
External trade balance, 2012	-1.9

## Real GDP growth rate



## GDP in agriculture, industry, services (2005=100) \*



## Forest resources

Area of forest percentage of land area, 2010	7.7
---	-----

## Road accidents

Persons injured in road accidents, 2011	112 228
Persons killed in road accidents, 2011	2 161

\* Source: United Nations Statistics Division Database, GDP in Other service activities category corresponds to ISIC categories J to P.

## GDP at current prices

millions of US Dollars, PPP, 2013	156 256
millions of UZS, 2013	118 986 900

## GDP at current prices, per capita

US Dollars, PPP, 2013	5 400
UZS, 2013	4 112 341

## Final consumption expenditure at current prices, per capita

US Dollars, PPP, 2012	3 950
-----------------------	-------

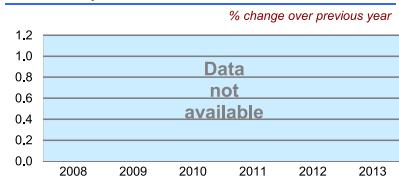
## Purchasing Power Parity (PPP)

UZS per USD, US=1, 2013	761.485
-------------------------	---------

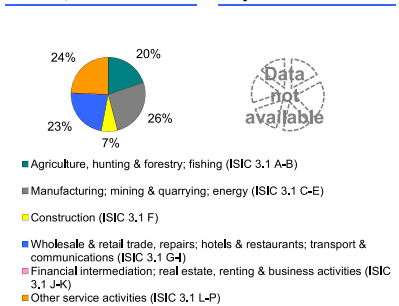
## Exchange rate

Annual average, UZS per USD, 2013	2096.323
-----------------------------------	----------

## Consumer price index



## GDP by major sectors, 2012 \*



## Employment in major sectors

## Transport infrastructure

Railways total length in kilometres, 2000	3 472
Motorways total length in kilometres:	..