

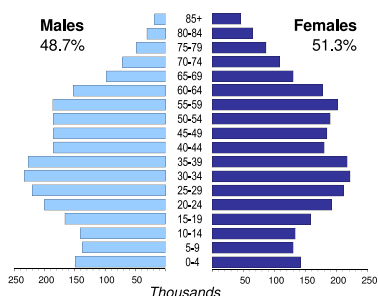


# SLOVAKIA

<b>Capital (population in thsd, 2014)</b>	Bratislava (417)
<b>Area (km<sup>2</sup>)</b>	49 012
<b>Total population (thsd, 2012)</b>	5 408
<b>Population density (per km<sup>2</sup>)</b>	110
<b>Official language(s)</b>	Slovak
<b>National currency</b>	Euro (EUR)
<b>National statistical office</b>	

Statistical Office of the Slovak Republic  
[www.statistics.sk](http://www.statistics.sk)

## Population by age, 2012



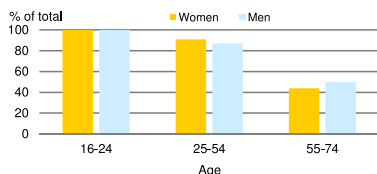
Life expectancy (in years)	at birth	
	2012	2012
Males	72.5	14.6
Females	79.9	18.5

**Total fertility rate, 2012**  
 average number of children per woman: 1.3

**Adolescent fertility rate, 2012**  
 number of live births per 1,000 women aged 15-19: 21.6

**Mean age of women at birth of first child, 2011**  
 age in years: 27.8

## Computer use by age and sex, 2013

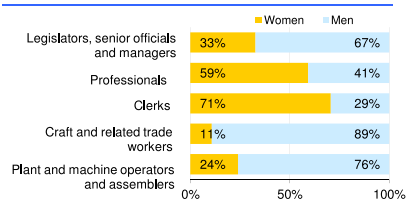


Time: UTC + 01:00

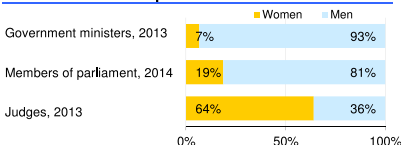


<b>Women in the labour force, 2013</b> percentage of total for both sexes	45%
<b>Gender pay gap</b> monthly earnings, 2012	24%
hourly wage, 2012	22%
<b>Women in part-time employment, 2013</b> percentage of total of women employed	6%
<b>Female tertiary students, 2011</b> percentage of total for both sexes	60%
<b>Women victims of homicide, 2013</b> percentage of total for both sexes	29%
<b>Women researchers, 2012</b> percentage of total for both sexes	42%

## Women and men in selected occupation groups, 2013



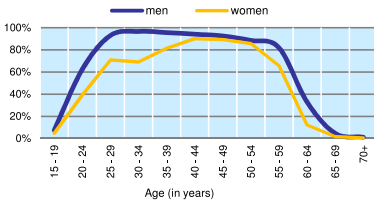
## Women and men in public life



# SLOVAKIA

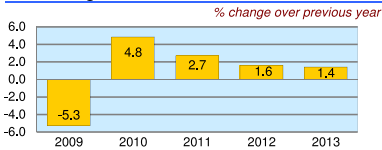
	2008	2009	2010	2011	2012	2013
Employment (% change over previous year)	3.2	-2.0	-1.5	1.8	0.0	-0.8
Unemployment rate (%)	9.6	12.1	14.5	13.7	14.0	14.2
Youth unemployment rate (%)	19.0	27.3	33.6	33.4	34.0	33.7

## Economic activity rate, 2013

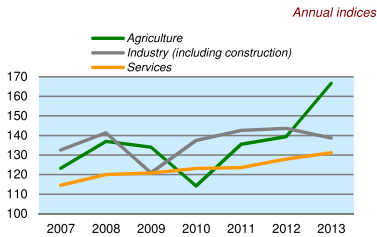


	% of GDP
Exports of goods and services, 2013	93.0
Imports of goods and services, 2013	88.4
External trade balance, 2013	4.5

## Real GDP growth rate



## GDP in agriculture, industry, services (2005=100)



## Forest resources

Area of forest percentage of land area, 2010	40.2
-------------------------------------------------	------

## Road accidents

Persons injured in road accidents, 2012	6 438
Persons killed in road accidents, 2012	296

## GDP at current prices

millions of US Dollars, PPP, 2013	144 246
millions of EUR, 2013	73 593

## GDP at current prices, per capita

US Dollars, PPP, 2013	26 648
EUR, 2013	13 596

## Final consumption expenditure at current prices, per capita

US Dollars, PPP, 2013	19 923
-----------------------	--------

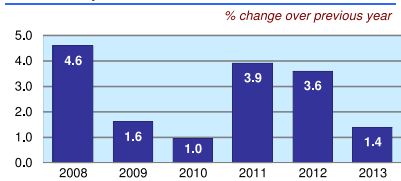
## Purchasing Power Parity (PPP)

EUR per USD, US=1, 2013	0.510
-------------------------	-------

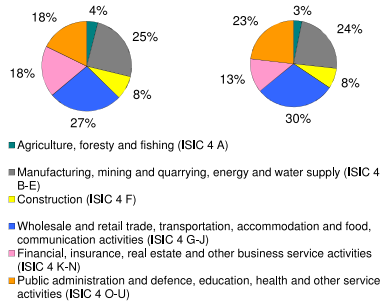
## Exchange rate

Annual average, EUR per USD, 2013	0.753
-----------------------------------	-------

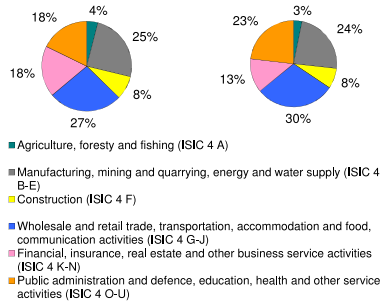
## Consumer price index



## GDP by major sectors, 2013



## Employment in major sectors, 2013



## Transport infrastructure

Railways total length in kilometres, 2012	3 631
Motorways total length in kilometres, 2012	419