



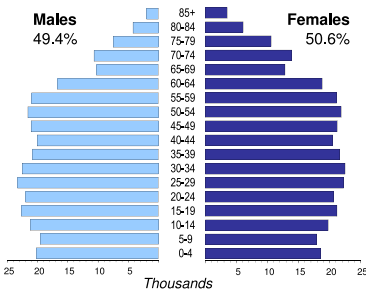
MONTENEGRO

Capital (1 000 population, 2009)	Podgorica (180)
Area (km²)	13 812
Total population (thousands, 2012)	622
Population density (per km²)	45
Official language(s)	Montenegrin
National currency	Euro (EUR)
National statistical office	Statistical Office of Montenegro (MONSTAT) www.monstat.org

Time: UTC + 01:00



Population by age, 2012



	Life expectancy (in years)	
	at birth	at 65
Males	74.3	15.2
Females	78.4	17.3

Total fertility rate, 2012	1.7
average number of children per woman	

Adolescent fertility rate, 2012	13.2
number of live births per 1,000 women aged 15-19	

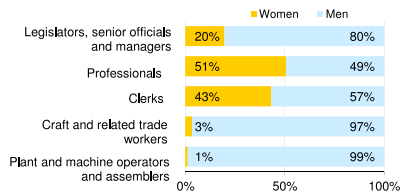
Mean age of women at birth of first child, 2010	26.3
age in years	

Computer use by age and sex

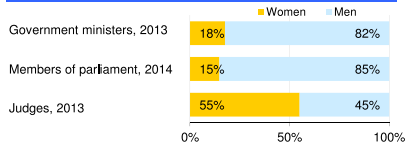


Women in the labour force, 2012	44%
percentage of total for both sexes	
Gender pay gap	..
monthly earnings	
hourly wage	
Women in part-time employment, 2012	5%
percentage of total of women employed	
Female tertiary students	..
percentage of total for both sexes	
Women victims of homicide	..
percentage of total for both sexes	
Women researchers, 2011	50%
percentage of total for both sexes	

Women and men in selected occupation groups, 2005



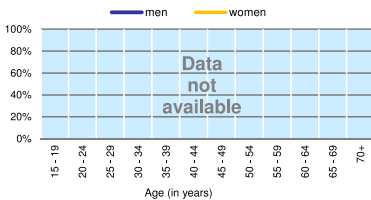
Women and men in public life



MONTENEGRO

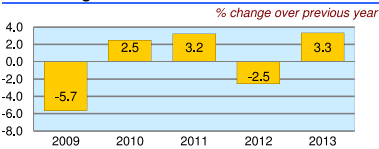
	2008	2009	2010	2011	2012	2013
Employment (% change over previous year)	4.3	-3.7	-2.0	-6.4	2.6	0.4
Unemployment rate (%)	16.8	19.1	19.7	19.7	19.7	19.5
Youth unemployment rate (%)	30.5	35.6	45.5	35.6	43.7	..

Economic activity rate, 2005

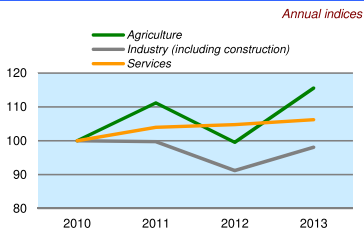


	% of GDP
Exports of goods and services, 2013	41.8
Imports of goods and services, 2013	62.1
External trade balance, 2013	-20.3

Real GDP growth rate



GDP in agriculture, industry, services (2010=100)



Forest resources

Area of forest percentage of land area, 2010	40.4
---	------

Road accidents

Persons injured in road accidents, 2012	1 722
Persons killed in road accidents, 2012	56

GDP at current prices

millions of US Dollars, PPP, 2013	8 874
millions of EUR, 2013	3 327

GDP at current prices, per capita

US Dollars, PPP, 2013	14 281
EUR, 2013	5 354

Final consumption expenditure at current prices, per capita

US Dollars, PPP, 2013	14 474
-----------------------	--------

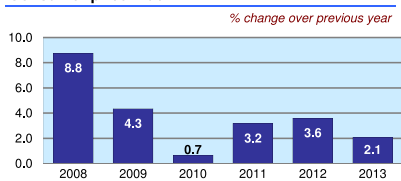
Purchasing Power Parity (PPP)

EUR per USD, US=1, 2013	0.375
-------------------------	-------

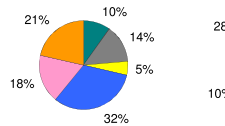
Exchange rate

Annual average, EUR per USD, 2013	0.753
-----------------------------------	-------

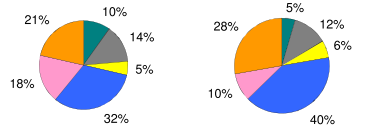
Consumer price index



GDP by major sectors, 2013



Employment in sectors, 2013



Transport infrastructure

Railways total length in kilometres	..
Motorways total length in kilometres	..