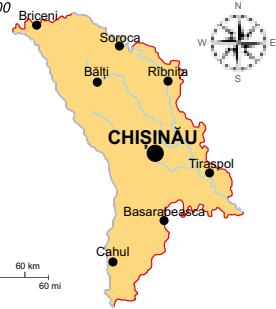




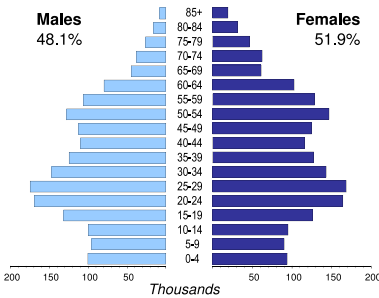
# REPUBLIC OF MOLDOVA

<b>Capital (population in thsd, 2014)</b>	Chisinau (805)
<b>Area (km<sup>2</sup>)</b>	33 845
<b>Total population (thsd, 2012)</b>	3 560
<b>Population density (per km<sup>2</sup>)</b>	105
<b>Official language(s)</b>	Romanian
<b>National currency</b>	Moldovan leu (MDL)
<b>National statistical office</b>	National Bureau of Statistics of the Republic of Moldova <a href="http://www.statistica.md">www.statistica.md</a>

Time: UTC + 02:00



## Population by age, 2012



Life expectancy (in years)	at birth	at 65
	2012	2012
Males	67.2	12.8
Females	75.1	15.8

Total fertility rate, 2012	1.3
average number of children per woman	

Adolescent fertility rate, 2012	25.1
number of live births per 1,000 women aged 15-19	

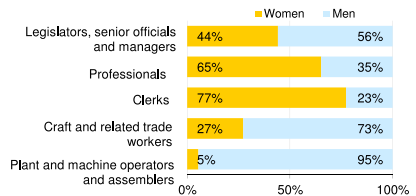
Mean age of women at birth of first child, 2011	23.7
age in years	

## Computer use by age and sex

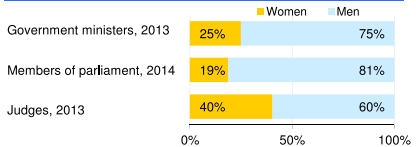


Women in the labour force, 2013	49%
percentage of total for both sexes	
Gender pay gap	26%
monthly earnings, 2011	
hourly wage	..
Women in part-time employment, 2012	8%
percentage of total of women employed	
Female tertiary students, 2012	56%
percentage of total for both sexes	
Women victims of homicide, 2013	30%
percentage of total for both sexes	
Women researchers, 2012	48%
percentage of total for both sexes	

## Women and men in selected occupation groups, 2012



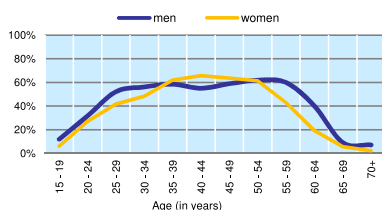
## Women and men in public life



# REPUBLIC OF MOLDOVA

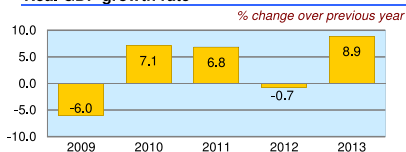
	2008	2009	2010	2011	2012	2013
Employment (% change over previous year)	0.3	-5.3	-3.5	2.7	-2.3	2.3
Unemployment rate (%)	4.0	6.4	7.4	6.7	5.6	5.1
Youth unemployment rate (%)	11.2	15.4	17.8	14.9	13.1	12.2

## Economic activity rate, 2013

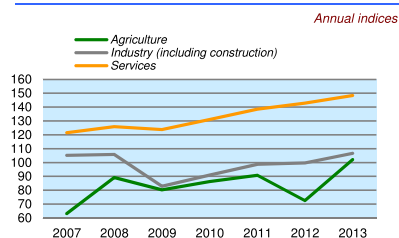


	% of GDP
Exports of goods and services, 2013	43.8
Imports of goods and services, 2013	81.5
External trade balance, 2013	-37.7

## Real GDP growth rate



## GDP in agriculture, industry, services (2005=100)



## Forest resources

Area of forest	
percentage of land area, 2010	11.7

## Road accidents

Persons injured	
in road accidents, 2012	3 510
Persons killed	
in road accidents, 2012	442

## GDP at current prices

millions of US Dollars, PPP, 2013	16 690
millions of MDL, 2013	100 312

## GDP at current prices, per capita

US Dollars, PPP, 2013	4 690
MDL, 2013	28 189

## Final consumption expenditure at current prices, per capita

US Dollars, PPP, 2013	5 304
-----------------------	-------

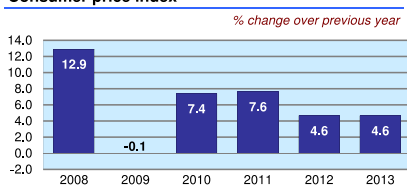
## Purchasing Power Parity (PPP)

MDL per USD, US=1, 2013	6.010
-------------------------	-------

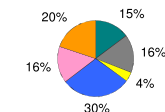
## Exchange rate

Annual average, MDL per USD, 2013	12.633
-----------------------------------	--------

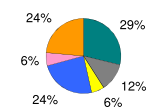
## Consumer price index



## GDP by major sectors, 2013



## Employment in major sectors, 2013



## Transport infrastructure

Railways	
total length in kilometres, 2012	1 157
Motorways	
total length in kilometres:	..