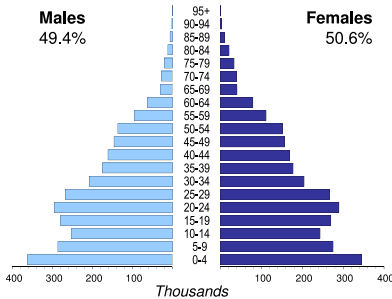




# KYRGYZSTAN

Capital (population in thsd, 2011)	Bishkek (889)
Area (km <sup>2</sup> )	199 900
Total population (thsd, 2013)	5 720
Population density (per km <sup>2</sup> )	29
Official language(s)	Kyrgyz
National currency	Kyrgyz som (KGS)
National statistical office	National Statistical Committee of the Kyrgyz Republic
	<a href="http://www.stat.kg">www.stat.kg</a>

## Population by age, 2013



Life expectancy (in years)	at birth	at 65
	2010	2010
Males	65.5	12.8
Females	73.7	15.7

Total fertility rate, 2011	3.1
average number of children per woman	

Adolescent fertility rate, 2011	41.4
number of live births per 1,000 women aged 15-19	

Mean age of women at birth of first child, 2011	23.4
age in years	

## Computer use by age and sex

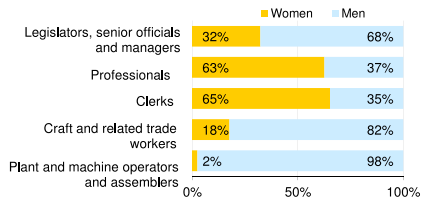


Time: UTC + 05:00

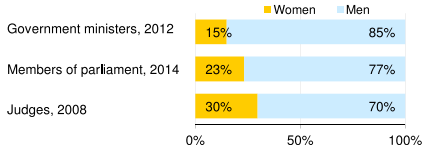


Women in the labour force, 2013	40%
percentage of total for both sexes	
Gender pay gap	
monthly earnings, 2013	27%
hourly wage, 2013	27%
Women in part-time employment	
percentage of total of women employed	..
Female tertiary students, 2010	55%
percentage of total for both sexes	
Women victims of homicide, 2011	22%
percentage of total for both sexes	
Women researchers, 2012	44%
percentage of total for both sexes	

## Women and men in selected occupation groups, 2010



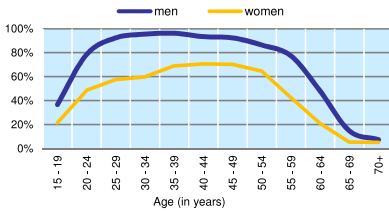
## Women and men in public life



# KYRGYZSTAN

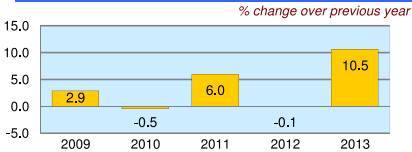
	2008	2009	2010	2011	2012	2013
Employment (% change over previous year)	1.5	1.5	1.2	1.5	0.4	-1.0
Unemployment rate (%)	8.2	8.4	8.6	8.5	8.4	8.3
Youth unemployment rate (%)	14.8	16.8	16.7	16.6	17.6	13.4

## Economic activity rate, 2013

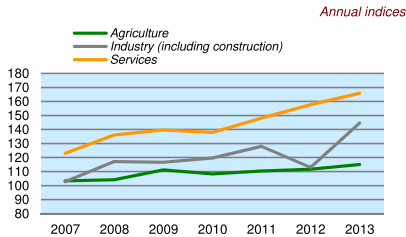


	% of GDP
Exports of goods and services, 2013	47.2
Imports of goods and services, 2013	95.9
External trade balance, 2013	-48.7

## Real GDP growth rate



## GDP in agriculture, industry, services (2005=100)



## Forest resources

Area of forest percentage of land area, 2010	5.0
---	-----

## Road accidents

Persons injured in road accidents, 2012	8 509
Persons killed in road accidents, 2012	1 069

## GDP at current prices

millions of US Dollars, PPP, 2013	18 372
millions of KGS, 2013	350 028

## GDP at current prices, per capita

US Dollars, PPP, 2013	3 244
KGS, 2013	61 808

## Final consumption expenditure at current prices, per capita

US Dollars, PPP, 2013	3 655
-----------------------	-------

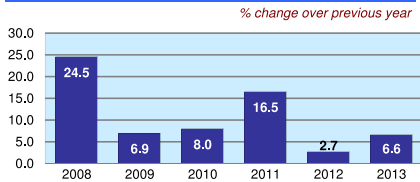
## Purchasing Power Parity (PPP)

KGS per USD, US=1, 2013	19.052
-------------------------	--------

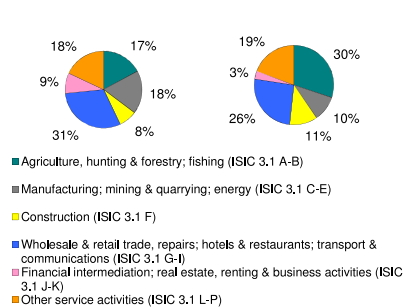
## Exchange rate

Annual average, KGS per USD, 2013	48.438
-----------------------------------	--------

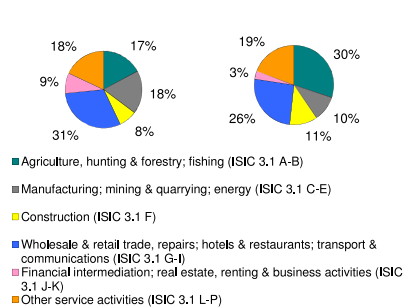
## Consumer price index



## GDP by major sectors, 2013



## Employment in major sectors, 2012



## Transport infrastructure

Railways total length in kilometres, 2008	417
Motorways total length in kilometres:	..