



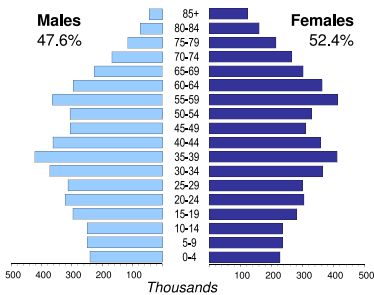
HUNGARY

Capital (population in thsd, 2014)	Budapest (1 742)
Area (km²)	93 030
Total population (thsd, 2012)	9 920
Population density (per km²)	107
Official language(s)	Hungarian
National currency	Hungarian forint (HUF)
National statistical office	Hungarian Central Statistical Office www.ksh.hu

Time: UTC + 01:00



Population by age, 2012



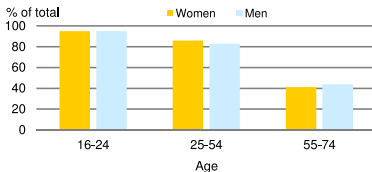
Life expectancy (in years)	at birth		at 65	
	2012	2012	2012	2012
Males	71.6	14.3	78.7	18.1
Females	78.7	18.1		

Total fertility rate, 2012
average number of children per woman: 1.3

Adolescent fertility rate, 2012
number of live births per 1,000 women aged 15-19: 19.2

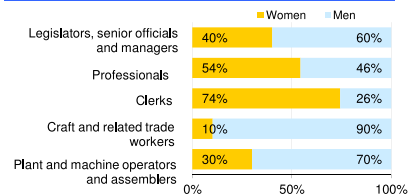
Mean age of women at birth of first child, 2011
age in years: 28.3

Computer use by age and sex, 2013

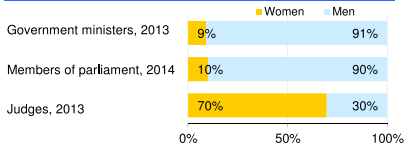


Women in the labour force, 2013 percentage of total for both sexes	46%
Gender pay gap monthly earnings, 2012	22%
hourly wage, 2012	20%
Women in part-time employment, 2013 percentage of total of women employed	9%
Female tertiary students, 2011 percentage of total for both sexes	56%
Women victims of homicide, 2011 percentage of total for both sexes	27%
Women researchers, 2011 percentage of total for both sexes	32%

Women and men in selected occupation groups, 2013



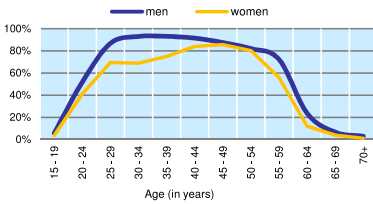
Women and men in public life



HUNGARY

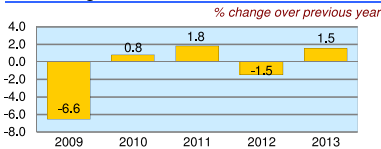
	2008	2009	2010	2011	2012	2013
Employment (% change over previous year)	-1.8	-2.5	0.8	0.3	0.0	0.4
Unemployment rate (%)	7.8	10.0	11.2	10.9	10.9	10.2
Youth unemployment rate (%)	19.9	26.5	26.6	26.1	28.1	27.2

Economic activity rate, 2013

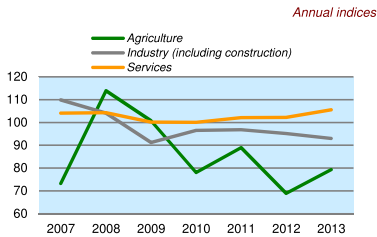


	% of GDP
Exports of goods and services, 2013	88.8
Imports of goods and services, 2013	81.2
External trade balance, 2013	7.6

Real GDP growth rate



GDP in agriculture, industry, services (2005=100)



Forest resources

Area of forest percentage of land area, 2010	22.6
---	------

Road accidents

Persons injured in road accidents, 2012	18 979
Persons killed in road accidents, 2012	605

GDP at current prices

millions of US Dollars, PPP, 2013	232 408
millions of HUF, 2013	29 846 259

GDP at current prices, per capita

US Dollars, PPP, 2013	23 491
HUF, 2013	3 016 693

Final consumption expenditure at current prices, per capita

US Dollars, PPP, 2013	17 050
-----------------------	--------

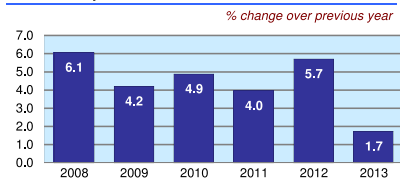
Purchasing Power Parity (PPP)

HUF per USD, US=1, 2013	128.422
-------------------------	---------

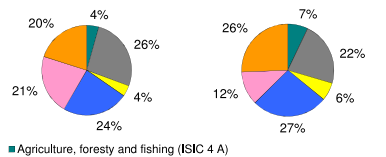
Exchange rate

Annual average, HUF per USD, 2013	223.530
-----------------------------------	---------

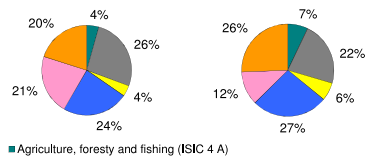
Consumer price index



GDP by major sectors, 2013



Employment in major sectors, 2013



- Agriculture, forestry and fishing (ISIC 4 A)
- Manufacturing, mining and quarrying, energy and water supply (ISIC 4 B-E)
- Construction (ISIC 4 F)
- Wholesale and retail trade, transportation, accommodation and food, communication activities (ISIC 4 G-J)
- Financial, insurance, real estate and other business service activities (ISIC 4 K-N)
- Public administration and defence, education, health and other service activities (ISIC 4 O-U)

Transport infrastructure

Railways total length in kilometres, 2012	8 141
Motorways total length in kilometres, 2012	1 515