



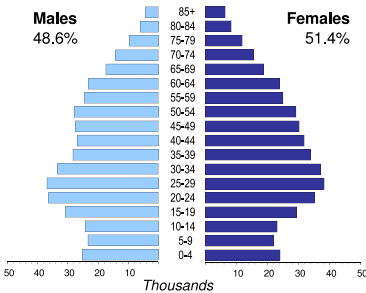
# CYPRUS

<b>Capital (population in thsd, 2011)</b>	Nicosia (55)
<b>Area (km<sup>2</sup>)</b>	9 251
<b>Total population (thsd, 2012)</b>	864
<b>Population density (per km<sup>2</sup>)</b>	93
<b>Official language(s)</b>	Greek and Turkish
<b>National currency</b>	Euro (EUR)
<b>National statistical office</b>	Statistical Service of Cyprus (CYSTAT) <a href="http://www.mof.gov.cy">www.mof.gov.cy</a>

Time: UTC + 02:00



## Population by age, 2012



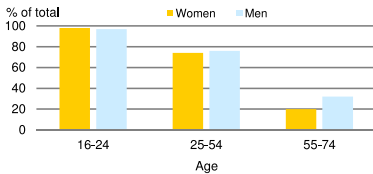
Life expectancy (in years)	at birth		at 65
	2012	2012	2012
Males	78.9	17.9	
Females	83.4	20.4	

<b>Total fertility rate, 2012</b>	1.4
average number of children per woman	

<b>Adolescent fertility rate, 2012</b>	6.5
number of live births per 1,000 women aged 15-19	

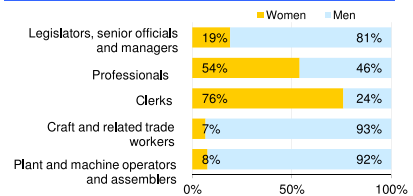
<b>Mean age of women at birth of first child, 2010</b>	28.5
age in years	

## Computer use by age and sex, 2013

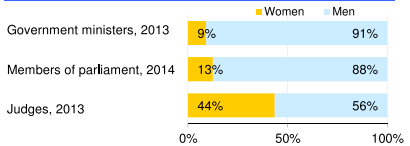


<b>Women in the labour force, 2013</b>	47%
percentage of total for both sexes	
<b>Gender pay gap</b>	
monthly earnings, 2010	19%
hourly wage, 2012	16%
<b>Women in part-time employment, 2013</b>	16%
percentage of total of women employed	
<b>Female tertiary students, 2011</b>	53%
percentage of total for both sexes	
<b>Women victims of homicide, 2009</b>	35%
percentage of total for both sexes	
<b>Women researchers, 2011</b>	37%
percentage of total for both sexes	

## Women and men in selected occupation groups, 2013



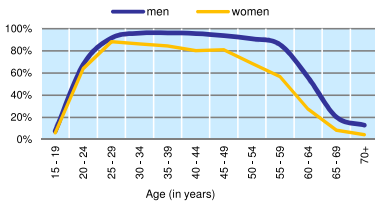
## Women and men in public life



# CYPRUS

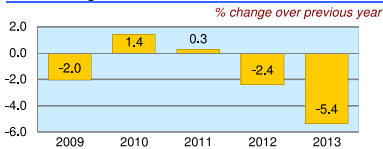
	2008	2009	2010	2011	2012	2013
Employment (% change over previous year)	2.0	-0.4	-0.2	0.5	-4.2	-5.3
Unemployment rate (%)	3.7	5.4	6.3	7.9	11.9	15.9
Youth unemployment rate (%)	9.0	13.8	16.6	22.4	27.7	38.9

## Economic activity rate, 2013

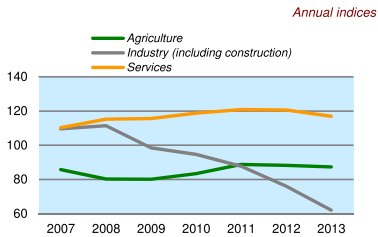


	% of GDP
Exports of goods and services, 2013	50.8
Imports of goods and services, 2013	48.3
External trade balance, 2013	2.5

## Real GDP growth rate



## GDP in agriculture, industry, services (2005=100)



## Forest resources

Area of forest percentage of land area, 2010	18.7
---	------

## Road accidents

Persons injured in road accidents, 2012	1 381
Persons killed in road accidents, 2012	51

## GDP at current prices

millions of US Dollars, PPP, 2013	28 058
millions of EUR, 2013	18 119

## GDP at current prices, per capita

US Dollars, PPP, 2013	32 359
EUR, 2013	20 896

## Final consumption expenditure at current prices, per capita

US Dollars, PPP, 2013	27 633
-----------------------	--------

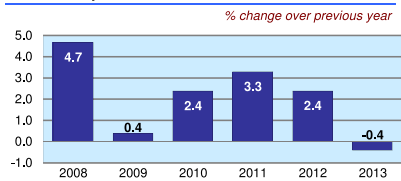
## Purchasing Power Parity (PPP)

EUR per USD, US=1, 2013	0.646
-------------------------	-------

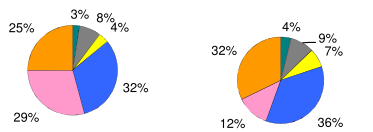
## Exchange rate

Annual average, EUR per USD, 2013	0.753
-----------------------------------	-------

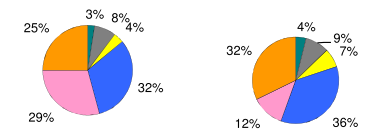
## Consumer price index



## GDP by major sectors, 2013



## Employment in major sectors, 2013



- Agriculture, forestry and fishing (ISIC 4 A)
- Manufacturing, mining and quarrying, energy and water supply (ISIC 4 B-E)
- Construction (ISIC 4 F)
- Wholesale and retail trade, transportation, accommodation and food, communication activities (ISIC 4 G-J)
- Financial, insurance, real estate and other business service activities (ISIC 4 K-N)
- Public administration and defence, education, health and other service activities (ISIC 4 O-U)

## Transport infrastructure

### Railways

total length in kilometres	..
----------------------------	----

### Motorways

total length in kilometres, 2012	257
----------------------------------	-----