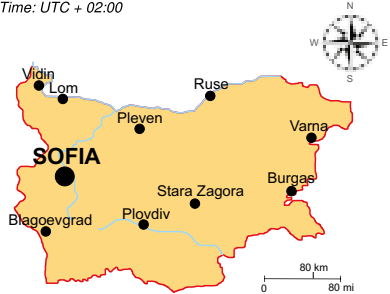




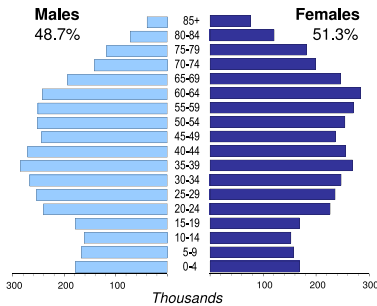
BULGARIA

Capital (population in thsd, 2014)	Sofia (1 310)
Area (km ²)	110 993
Total population (thsd, 2012)	7 306
Population density (per km ²)	66
Official language(s)	Bulgarian
National currency	Bulgarian lev (BGN)
National statistical office	National Statistical Institute (NSI) www.nsi.bg

Time: UTC + 02:00



Population by age, 2012



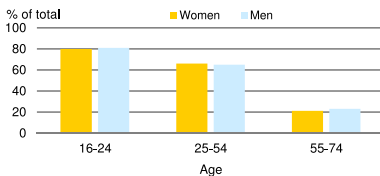
Life expectancy (in years)	at birth		at 65	
		2012	2012	
Males		70.9	13.9	
Females		77.9	17.3	

Total fertility rate, 2012	
average number of children per woman	1.5

Adolescent fertility rate, 2012	42.5
number of live births per 1,000 women aged 15-19	

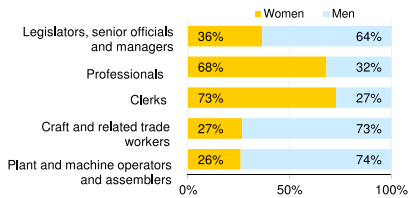
Mean age of women at birth of first child, 2011	26.3
age in years	

Computer use by age and sex, 2013

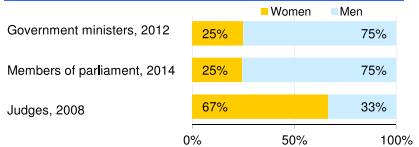


Women in the labour force, 2013	47%
percentage of total for both sexes	
Gender pay gap	
monthly earnings, 2012	20%
hourly wage, 2012	15%
Women in part-time employment, 2013	
percentage of total of women employed	3%
Female tertiary students, 2011	55%
percentage of total for both sexes	
Women victims of homicide, 2008	25%
percentage of total for both sexes	
Women researchers, 2011	49%
percentage of total for both sexes	

Women and men in selected occupation groups, 2013



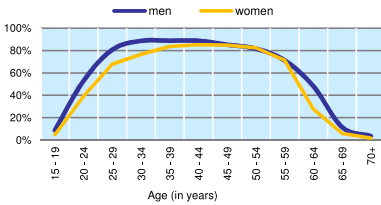
Women and men in public life



BULGARIA

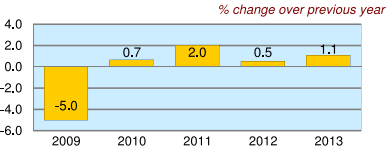
	2008	2009	2010	2011	2012	2013
Employment (% change over previous year)	2.4	-1.7	-3.9	-2.2	-2.5	-0.4
Unemployment rate (%)	5.6	6.8	10.3	11.3	12.3	13.0
Youth unemployment rate (%)	12.7	16.2	23.2	25.0	28.1	28.4

Economic activity rate, 2013

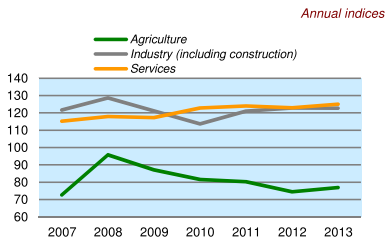


	% of GDP
Exports of goods and services, 2013	68.4
Imports of goods and services, 2013	69.0
External trade balance, 2013	-0.6

Real GDP growth rate



GDP in agriculture, industry, services (2005=100)



Forest resources

Area of forest	
percentage of land area, 2010	36.1

Road accidents

Persons injured	
in road accidents, 2012	8 193
Persons killed	
in road accidents, 2012	601

GDP at current prices

millions of US Dollars, PPP, 2013	119 021
millions of BGN, 2013	80 282

GDP at current prices, per capita

US Dollars, PPP, 2013	16 370
BGN, 2013	11 042

Final consumption expenditure at current prices, per capita

US Dollars, PPP, 2013	12 942
-----------------------	--------

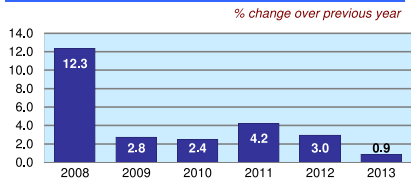
Purchasing Power Parity (PPP)

BGN per USD, US=1, 2013	0.675
-------------------------	-------

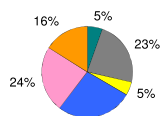
Exchange rate

Annual average, BGN per USD, 2013	1.473
-----------------------------------	-------

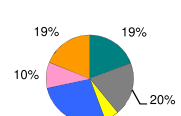
Consumer price index



GDP by major sectors, 2013



Employment in major sectors, 2013



- Agriculture, forestry and fishing (ISIC 4 A)
- Manufacturing, mining and quarrying, energy and water supply (ISIC 4 B-E)
- Construction (ISIC 4 F)
- Wholesale and retail trade, transportation, accommodation and food, communication activities (ISIC 4 G-J)
- Financial, insurance, real estate and other business service activities (ISIC 4 K-N)
- Public administration and defence, education, health and other services (ISIC 4 O-U)

Transport infrastructure

Railways	
total length in kilometres, 2012	4 076
Motorways	
total length in kilometres, 2012	541