



BOSNIA AND HERZEGOVINA

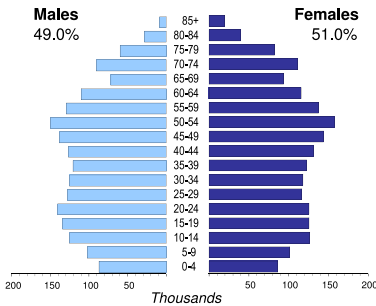
Capital (population in thsd, 2013)	Sarajevo (443)
Area (km ²)	51 197
Total population (thsd, 2013)	3 832
Population density (per km ²)	75
Official language(s)	Bosnian, Serbian, Croatian
National currency	Convertible mark (BAM)
National statistical office	

Agency for Statistics of Bosnia And Herzegovina
www.bhas.ba

Time: UTC + 01:00



Population by age, 2013



Women in the labour force, 2013 percentage of total for both sexes	38%
Gender pay gap monthly earnings hourly wage	..
Women in part-time employment, 2010 percentage of total of women employed	13%
Female tertiary students percentage of total for both sexes	..
Women victims of homicide, 2012 percentage of total for both sexes	38%
Women researchers percentage of total for both sexes	..

Life expectancy (in years)	at birth	at 65
	2011	
Males	72.4	..
Females	77.7	..

Total fertility rate, 2010 average number of children per woman	1.3
--	-----

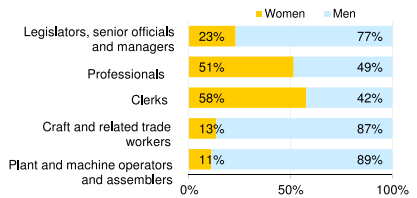
Adolescent fertility rate, 2010 number of live births per 1,000 women aged 15-19	13.5
---	------

Mean age of women at birth of first child, 2011 age in years	26.3
---	------

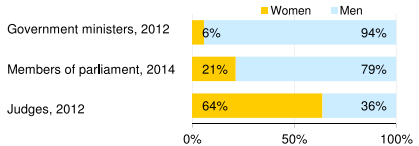
Computer use by age and sex



Women and men in selected occupation groups, 2008



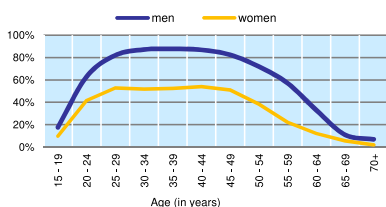
Women and men in public life



BOSNIA AND HERZEGOVINA


	2008	2009	2010	2011	2012	2013
Employment (% change over previous year)	3.9	-1.1	1.4	-0.7	-0.6	0.5
Unemployment rate (%)	23.4	24.1	27.2	27.6	28.0	27.5
Youth unemployment rate (%)	47.5	48.7	57.5	57.9	63.1	59.1

Economic activity rate, 2008

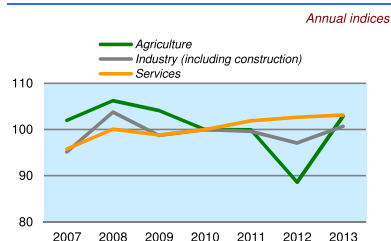


	% of GDP
Exports of goods and services, 2013	32.0
Imports of goods and services, 2013	53.1
External trade balance, 2013	-21.1

Real GDP growth rate



GDP in agriculture, industry, services (2010=100)



Forest resources

Area of forest	
percentage of land area, 2010	42.7

Road accidents

Persons injured	
in road accidents, 2012	7 324
Persons killed	
in road accidents, 2012	294

GDP at current prices

millions of US Dollars, PPP, 2013	36 935
millions of BAM, 2013	26 297

GDP at current prices, per capita

US Dollars, PPP, 2013	8 608
BAM, 2013	6 129

Final consumption expenditure at current prices, per capita

US Dollars, PPP, 2013	9 432
-----------------------	-------

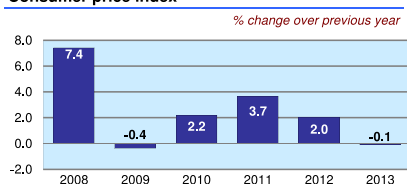
Purchasing Power Parity (PPP)

BAM per USD, US=1, 2013	0.712
-------------------------	-------

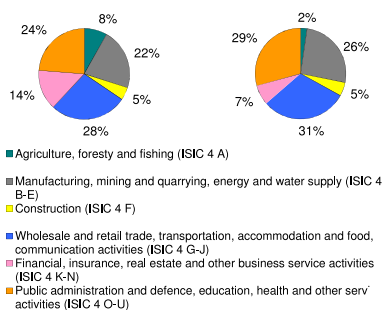
Exchange rate

Annual average, BAM per USD, 2013	1.470
-----------------------------------	-------

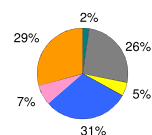
Consumer price index



GDP by major sectors, 2013



Employment in major sectors, 2013



Transport infrastructure

Railways	
total length in kilometres, 2008	1 017
Motorways	
total length in kilometres	..