



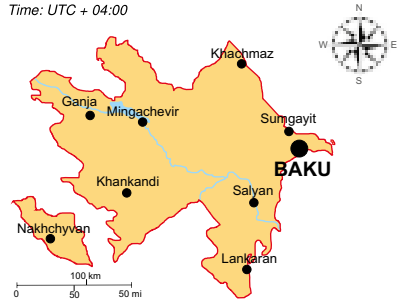
AZERBAIJAN

Capital (population in thsd, 2013)	Baku (2 151)
Area (km²)	86 600
Total population (thsd, 2012)	9 296
Population density (per km²)	107
Official language(s)	Azerbaijani
National currency	Manat (AZN)

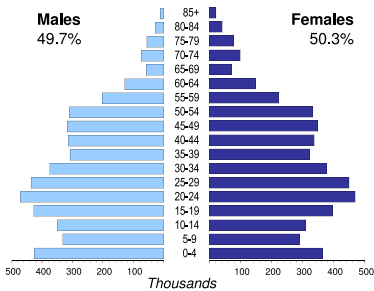
National statistical office

State Statistical Committee of the Republic of Azerbaijan
www.azstat.org

Time: UTC + 04:00



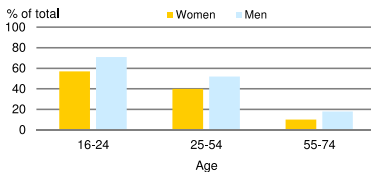
Population by age, 2012



	Life expectancy (in years)	
	at birth	at 65
Males	71.6	14.0
Females	76.6	16.4

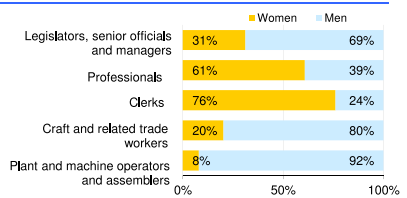
Total fertility rate, 2012	2.4
average number of children per woman	
Adolescent fertility rate, 2012	53.1
number of live births per 1,000 women aged 15-19	
Mean age of women at birth of first child, 2011	23.4
age in years	

Computer use by age and sex, 2012

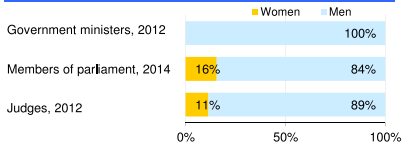


Women in the labour force, 2012	49%
percentage of total for both sexes	
Gender pay gap	
monthly earnings, 2013	53%
hourly wage, 2008	46%
Women in part-time employment, 2012	22%
percentage of women employed	
Female tertiary students, 2010	50%
percentage of total for both sexes	
Women victims of homicide, 2013	26%
percentage of total for both sexes	
Women researchers, 2012	51%
percentage of total for both sexes	

Women and men in selected occupation groups, 2012



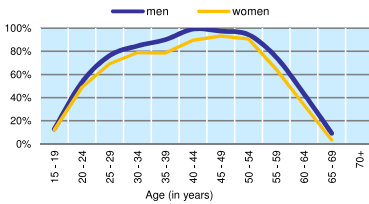
Women and men in public life



AZERBAIJAN

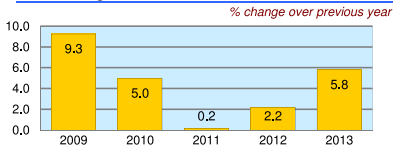
	2008	2009	2010	2011	2012	2013
Employment (% change over previous year)	1.3	1.3	1.3	1.1	1.6	1.7
Unemployment rate (%)	5.9	5.7	5.6	5.4	5.2	5.0
Youth unemployment rate (%)	14.4	13.9	14.9	14.7	14.2	18.3

Economic activity rate, 2012

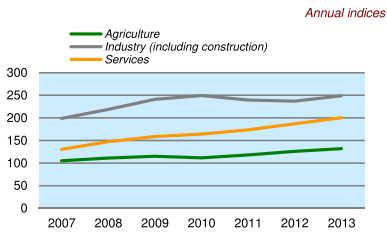


	% of GDP
Exports of goods and services, 2013	48.7
Imports of goods and services, 2013	26.9
External trade balance, 2013	21.9

Real GDP growth rate



GDP in agriculture, industry, services (2005=100)



Forest resources

Area of forest percentage of land area, 2010	11.3
---	------

Road accidents

Persons injured in road accidents, 2012	2 997
Persons killed in road accidents, 2012	1 168

GDP at current prices

millions of US Dollars, PPP, 2013	161 394
millions of AZN, 2013	57 708

GDP at current prices, per capita

US Dollars, PPP, 2013	17 139
AZN, 2013	6 128

Final consumption expenditure at current prices, per capita

US Dollars, PPP, 2013	9 159
-----------------------	-------

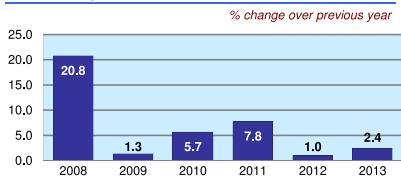
Purchasing Power Parity (PPP)

AZN per USD, US=1, 2013	0.358
-------------------------	-------

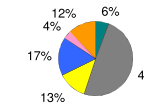
Exchange rate

Annual average, AZN per USD, 2013	0.785
-----------------------------------	-------

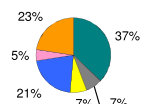
Consumer price index



GDP by major sectors, 2013



Employment in major sectors *, 2013



- Agriculture, hunting & forestry; fishing (ISIC 3.1 A-B)
- Manufacturing; mining & quarrying; energy (ISIC 3.1 C-E)
- Construction (ISIC 3.1 F)
- Wholesale & retail trade, repairs; hotels & restaurants; transport & communications (ISIC 3.1 G-I)
- Financial intermediation; real estate, renting & business activities (ISIC 3.1 J-K)
- Other service activities (ISIC 3.1 L-P)

Transport infrastructure

Railways total length in kilometres, 2012	2 068
Motorways total length in kilometres	..

* Employment in ISIC Rev 4 categories A, B-E, F, G-J, K-N, O-U.