

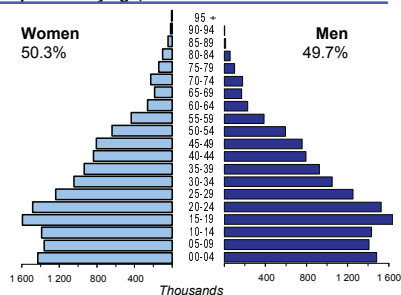


UZBEKISTAN

Capital (population, 2001)	Tashkent (2 137 218)
Two largest cities	Namangan (391 297)
	Samarkand (361 339)
Area (km²)	447 400
Total population, 2009	28 171 470
Population density (per km2), 2009	63
Official languages	Uzbek
Date joined UN	2 March 1992
National currency	Uzbekistani sum (UZS)

National statistical office
State Committee on Statistics of the Republic of Uzbekistan
<http://www.stat.uz/>

Population by age, 2009



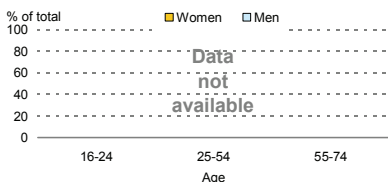
Life expectancy (in years), 2007	at birth	at 65	
	Women	75	16
	Men	71	14

Total fertility rate, 2008
average number of children per woman: 2.6

Adolescent fertility rate, 2006
number of live births per 1000 women aged 15-19: 9

Mean age of women at birth of first child, 2006
age in years: 23.8

Computer use by age and sex

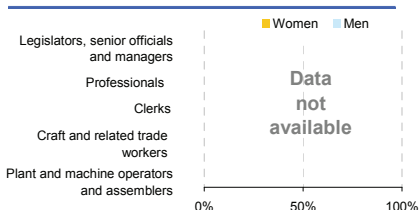


Time: UTC + 5h

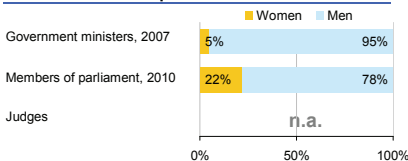


Women in the labour force, 2006 percentage of total for both sexes	56%
Gender pay gap monthly earnings	..
hourly wage	..
Women in part-time employment percentage of total of women employed	..
Female tertiary students, 2006-2007 percentage of total for both sexes	41%
Women victims of homicide percentage of total for both sexes	..
Women researchers, 2005 percentage of total for both sexes	39%

Women and men in selected occupation groups



Women and men in public life

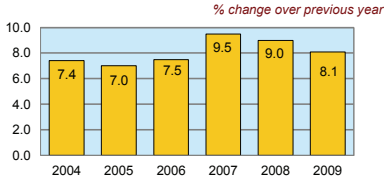


UZBEKISTAN

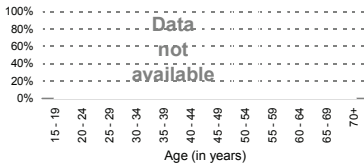
	2000	2005	2006	2007	2008	2009
Employment (% change over previous year)	1.1	2.9	2.7
Unemployment rate (%)	0.4	0.3	0.3	0.2
Youth unemployment rate (%)

	% of GDP
Exports of goods and services	..
Imports of goods and services	..
External trade balance	..
Gross External Debt, 2008	17.3

Real GDP growth rate




Economic activity rate



GDP in agriculture, industry, services (2005=100)

Annual indices



Forest resources

Area of Forest percentage of land area	..
---	----

Road accidents

Persons injured in road accidents, 1997	11 360
Persons killed in road accidents, 1997	2 075

GDP at current prices millions of US Dollars, PPP, 2009	78 373
millions of UZS, 2009	48 097 000

GDP at current prices, per capita US Dollars, PPP, 2009	2 851
UZS, 2009	1 749 750

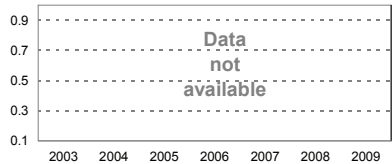
Final consumption expenditure at current prices, per capita US Dollars, PPP, 2001	1 183
--	-------

Purchasing Power Parity (PPP) UZS per USD, US=1, 2009	613.696
--	---------

Exchange rate Annual average, UZS per USD, 2009	1 467
--	-------

Consumer price index

% change over previous year



GDP by major sectors

Employment in major sectors



- Agriculture, hunting & forestry; fishing (ISIC A-B)
- Industry, including energy (ISIC C-E)
- Construction (ISIC F)
- Wholesale & retail trade, repairs; hotels & restaurants; transport & communications (ISIC G-I)
- Financial intermediation; real estate, renting & business activities (ISIC J-K)
- Other service activities (ISIC L-P)

Transport infrastructure

Railways total length in kilometres, 2000	3 472
Motorways total length in kilometres	..