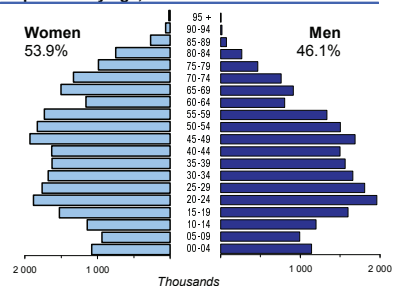




# UKRAINE


Capital (population, 2008)	Kiev (2 698 926)
Two largest cities	Kharkiv (1 438 219) Dnipropetrovsk (1 021 683)
Area (km <sup>2</sup> )	603 700
Total population, 2008	46 077 834
Population density (per km <sup>2</sup> ), 2008	76
Official languages	Ukrainian
Date joined UN	24 October 1945
National currency	Ukrainian hryvnia (UAH)
National statistical office	State Statistics Committee of Ukraine <a href="http://www.ukrstat.gov.ua/">http://www.ukrstat.gov.ua/</a>

## Population by age, 2008



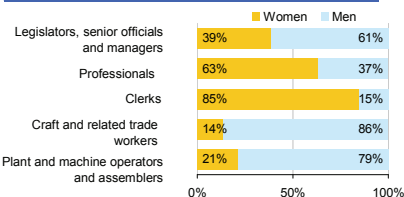
Life expectancy (in years), 2007	at birth	at 65
Women	74	16
Men	62	12
Total fertility rate, 2008	average number of children per woman	
	1.5	
Adolescent fertility rate, 2008	number of live births per 1000 women aged 15-19	
	32	
Mean age of women at birth of first child, 2008	age in years	
	25.8	

## Computer use by age and sex

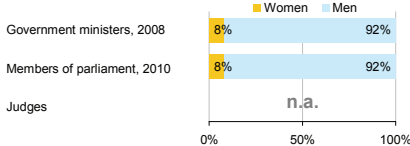


Women in the labour force, 2008	percentage of total for both sexes	48%
Gender pay gap	monthly earnings, 2008	25%
	hourly wage	..
Women in part-time employment	percentage of total of women employed	..
Female tertiary students, 2008	percentage of total for both sexes	54%
Women victims of homicide, 2008	percentage of total for both sexes	25%
Women researchers, 2006	percentage of total for both sexes	44%

## Women and men in selected occupation groups, 2008



## Women and men in public life

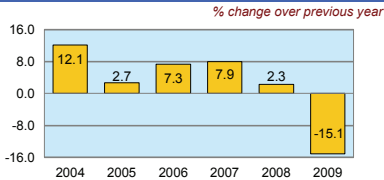


# UKRAINE

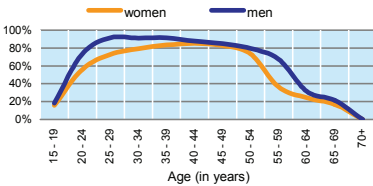
	2000	2005	2006	2007	2008	2009
Employment (% change over previous year)	1.1	1.9	0.2	0.8	0.3	-3.7
Unemployment rate (%)	11.6	7.2	6.8	6.4	6.4	8.8
Youth unemployment rate (%)	24.2	14.9	14.1	12.5	13.3	17.8

	% of GDP
Exports of goods and services, 2009	46.3
Imports of goods and services, 2009	48.0
External trade balance, 2009	-1.7
Gross External Debt, 2009	88.0

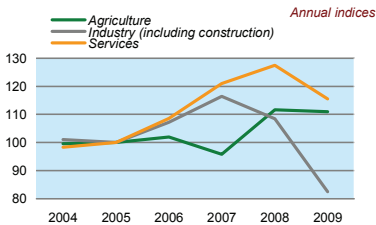
## Real GDP growth rate



## Economic activity rate, 2008



## GDP in agriculture, industry, services (2005=100)



## Forest resources

Area of Forest percentage of land area	16.5
---	------

## Road accidents

Persons injured in road accidents, 2009	45 675
Persons killed in road accidents, 2009	5 348

## GDP at current prices

millions of US Dollars, PPP, 2009	290 132
millions of UAH, 2009	914 720

## GDP at current prices, per capita

US Dollars, PPP, 2009	6 325
UAH, 2009	19 940

## Final consumption expenditure at current prices, per capita

US Dollars, PPP, 2009	5 352
-----------------------	-------

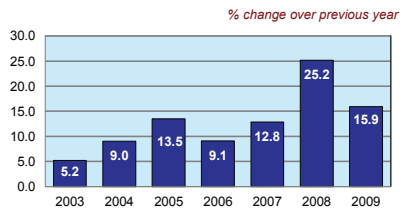
## Purchasing Power Parity (PPP)

UAH per USD, US=1, 2009	3.153
-------------------------	-------

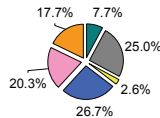
## Exchange rate

Annual average, UAH per USD, 2009	7.791
-----------------------------------	-------

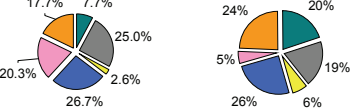
## Consumer price index



## GDP by major sectors, 2009



## Employment in major sectors, 2009



- Agriculture, hunting & forestry; fishing (ISIC A-B)
- Industry, including energy (ISIC C-E)
- Construction (ISIC F)
- Wholesale & retail trade, repairs; hotels & restaurants; transport & communications (ISIC G-I)
- Financial intermediation; real estate, renting & business activities (ISIC J-K)
- Other service activities (ISIC L-P)

## Transport infrastructure

Railways total length in kilometres, 2001	22 219
Motorways total length in kilometres, 2001	1 770