



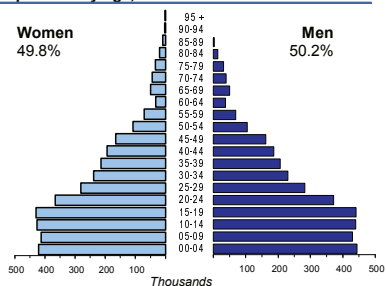
TAJIKISTAN

Capital (population, 2007)	Dushanbe (670 168)
Two largest cities	Khujand (155 316)
	Kulob (96 300)
Area (km²)	143 100
Total population, 2009	7 373 800
Population density (per km²), 2009	52
Official languages	Tajik
Date joined UN	2 March 1992
National currency	Tajik somoni (TJS)
National statistical office	Statistical Agency under President of the Republic of Tajikistan
	http://www.stat.tj/

Time: UTC + 5h



Population by age, 2007




Life expectancy (in years), 2008	at birth	at 65	
	Women	75	18
	Men	70	15

Total fertility rate, 2006	3.3
average number of children per woman	

Adolescent fertility rate, 2001	27
number of live births per 1000 women aged 15-19	

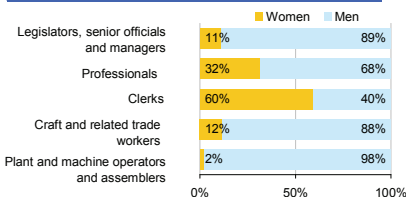
Mean age of women at birth of first child, 2001	22.3
age in years	

Computer use by age and sex

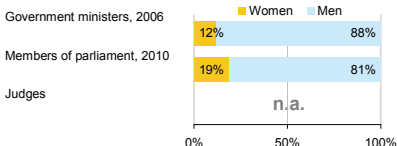


Women in the labour force, 2004	42%
percentage of total for both sexes	
Gender pay gap	40%
monthly earnings, 2008	
hourly wage	..
Women in part-time employment	..
percentage of total of women employed	
Female tertiary students, 2008	29%
percentage of total for both sexes	
Women victims of homicide, 2008	42%
percentage of total for both sexes	
Women researchers, 2002	21%
percentage of total for both sexes	

Women and men in selected occupation groups, 2004



Women and men in public life

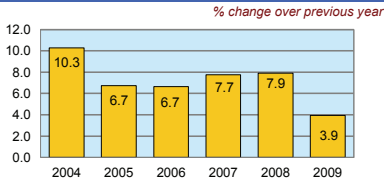


TAJIKISTAN

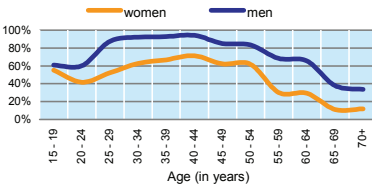
	2000	2005	2006	2007	2008	2009
Employment (% change over previous year)	0.5	1.1	1.2	0.6	0.8	2.4
Unemployment rate (%)	2.7	2.1	2.3	2.5	2.1	2.1
Youth unemployment rate (%)

	% of GDP
Exports of goods and services, 2009	24.5
Imports of goods and services, 2009	61.5
External trade balance, 2009	-37.0
Gross External Debt, 2009	34.0

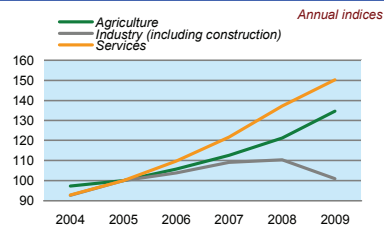
Real GDP growth rate



Economic activity rate, 2004



GDP in agriculture, industry, services (2005=100)



Forest resources

Area of Forest percentage of land area	..
---	----

Road accidents

Persons injured in road accidents, 2005	2 036
Persons killed in road accidents, 2005	483

GDP at current prices

millions of US Dollars, PPP, 2009	13 677
millions of TJS, 2009	20 629

GDP at current prices, per capita

US Dollars, PPP, 2009	1 835
TJS, 2009	2 768

Final consumption expenditure at current prices, per capita

US Dollars, PPP, 2009	1 813
-----------------------	-------

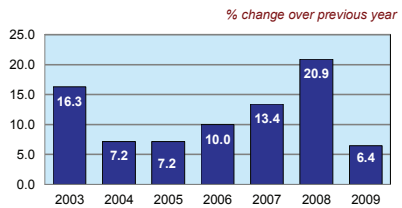
Purchasing Power Parity (PPP)

TJS per USD, US=1, 2009	1.508
-------------------------	-------

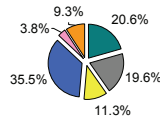
Exchange rate

Annual average, TJS per USD, 2009	4.143
-----------------------------------	-------

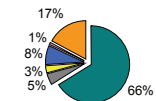
Consumer price index



GDP by major sectors, 2009



Employment in major sectors, 2009



- Agriculture, hunting & forestry; fishing (ISIC A-B)
- Industry, including energy (ISIC C-E)
- Construction (ISIC F)
- Wholesale & retail trade, repairs; hotels & restaurants; transport & communications (ISIC G-I)
- Financial intermediation; real estate, renting & business activities (ISIC J-K)
- Other service activities (ISIC L-P)

Transport infrastructure

Railways total length in kilometres, 1999	547
Motorways total length in kilometres, 1999	..