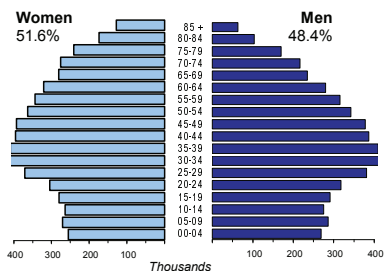




PORTUGAL

Capital (population, 2008)	Lisbon (489 562)
Two largest cities	Porto (216 080) Amadora (172 110)
Area (km ²)	91 982
Total population, 2009	10 632 482
Population density (per km ²), 2009	116
Official languages	Portuguese
Date joined UN	15 December 1955
National currency	Euro (EUR)
National statistical office	Statistics Portugal http://www.ine.pt/

Population by age, 2009



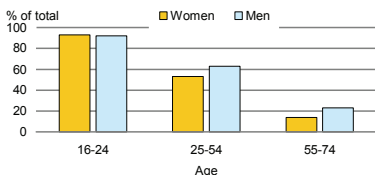
Life expectancy (in years), 2008	at birth	at 65	
	Women	82	20
	Men	76	17

Total fertility rate, 2008	1.4
average number of children per woman	

Adolescent fertility rate, 2008	16
number of live births per 1000 women aged 15-19	

Mean age of women at birth of first child, 2005	27.4
age in years	

Computer use by age and sex, 2009



Time: UTC + 1h



Women in the labour force, 2009	47%
percentage of total for both sexes	

Gender pay gap	..
monthly earnings	
hourly wage, 2008	9%

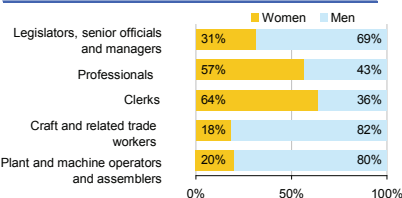
Women in part-time employment, 2009	16%
percentage of total of women employed	

Female tertiary students, 2007	54%
percentage of total for both sexes	

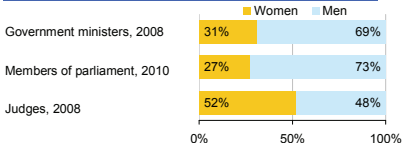
Women victims of homicide, 2005	34%
percentage of total for both sexes	

Women researchers, 2007	43%
percentage of total for both sexes	

Women and men in selected occupation groups, 2009



Women and men in public life

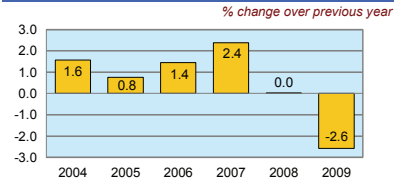


PORTUGAL

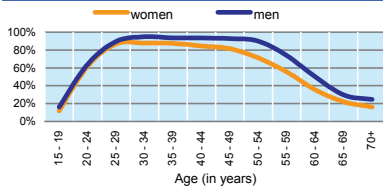
	2000	2005	2006	2007	2008	2009
Employment (% change over previous year)	2.1	-0.3	0.5	0.0	0.5	-2.6
Unemployment rate (%)	4.0	7.7	7.8	8.1	7.7	9.6
Youth unemployment rate (%)	8.6	16.1	16.3	16.6	16.4	20.0

	% of GDP
Exports of goods and services, 2009	27.9
Imports of goods and services, 2009	35.5
External trade balance, 2009	-7.6
Gross External Debt, 2009	234.6

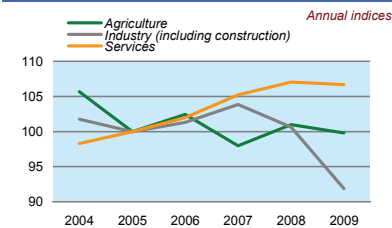
Real GDP growth rate



Economic activity rate, 2009



GDP in agriculture, industry, services (2005=100)



Forest resources

Area of Forest percentage of land area	41.3
---	------

Road accidents

Persons injured in road accidents, 2008	43 824
Persons killed in road accidents, 2008	885

GDP at current prices

millions of US Dollars, PPP, 2009	266 778
millions of EUR, 2009	168 076

GDP at current prices, per capita

US Dollars, PPP, 2009	25 091
EUR, 2009	15 808

Final consumption expenditure at current prices, per capita

US Dollars, PPP, 2009	22 059
-----------------------	--------

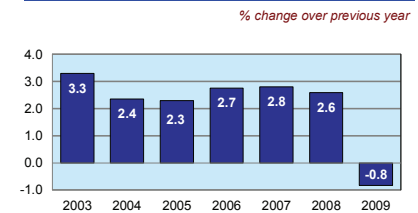
Purchasing Power Parity (PPP)

EUR per USD, US=1, 2009	0.630
-------------------------	-------

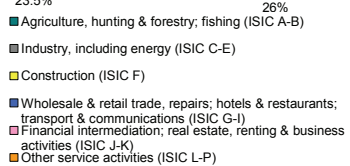
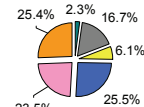
Exchange rate

Annual average, EUR per USD, 2009	0.719
-----------------------------------	-------

Consumer price index



GDP by major sectors, 2009



Transport infrastructure

Railways total length in kilometres, 2002	2 801
Motorways total length in kilometres, 2002	2 613