



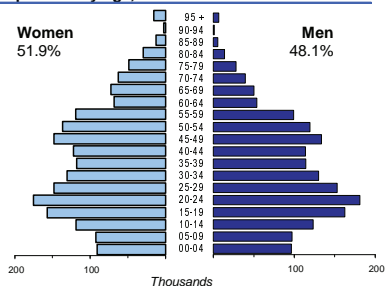
# MOLDOVA, REPUBLIC OF

Capital (population, 2008)	Chisinau (785 344)
Two largest cities	Balti (148 108)
Area (km <sup>2</sup> )	33 845
Total population, 2008	3 570 108
Population density (per km <sup>2</sup> ), 2008	105
Official languages	Moldavian
Date joined UN	2 March 1992
National currency	Moldovan leu (MDL)
National statistical office	National Bureau of Statistics of the Republic of Moldova <a href="http://www.statistica.md/">http://www.statistica.md/</a>

Time: UTC + 2h



## Population by age, 2008




Life expectancy (in years), 2008	at birth	at 65	
	Women	73	15
	Men	66	12

Total fertility rate, 2008	1.3
average number of children per woman	

Adolescent fertility rate, 2008	26
number of live births per 1000 women aged 15-19	

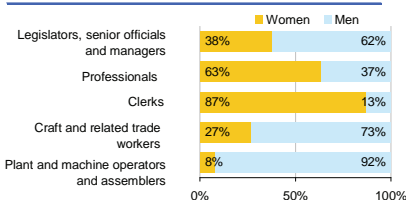
Mean age of women at birth of first child, 2008	23.1
age in years	

## Computer use by age and sex

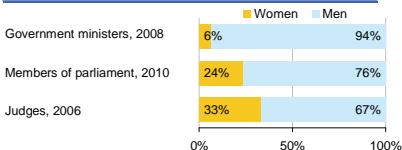


Women in the labour force, 2008	49%
percentage of total for both sexes	
Gender pay gap	23%
monthly earnings, 2008	
hourly wage	..
Women in part-time employment, 2008	7%
percentage of total of women employed	
Female tertiary students, 2008	58%
percentage of total for both sexes	
Women victims of homicide, 2006	28%
percentage of total for both sexes	
Women researchers, 2008	46%
percentage of total for both sexes	

## Women and men in selected occupation groups, 2008



## Women and men in public life

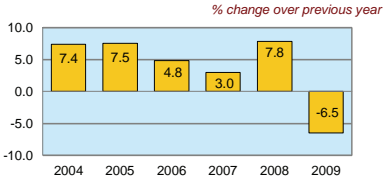


# MOLDOVA, REPUBLIC OF

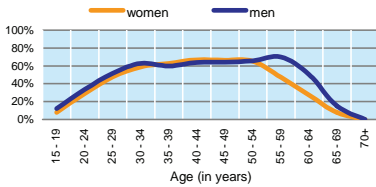
	2000	2005	2006	2007	2008	2009
Employment (% change over previous year)	..	0.2	-4.7	-0.8	0.3	-5.3
Unemployment rate (%)	8.5	7.3	7.4	5.1	4.0	6.4
Youth unemployment rate (%)	15.8	18.7	17.1	14.4	11.2	15.4

	% of GDP
Exports of goods and services, 2009	36.8
Imports of goods and services, 2009	73.4
External trade balance, 2009	-36.6
Gross External Debt, 2009	80.7

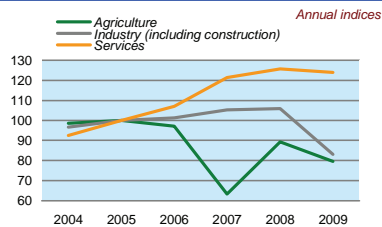
## Real GDP growth rate



## Economic activity rate, 2008



## GDP in agriculture, industry, services (2005=100)



## Forest resources

Area of Forest  
percentage of land area ..

## Road accidents

Persons injured	
in road accidents, 2009	3 288
Persons killed	
in road accidents, 2009	476

## GDP at current prices

millions of US Dollars, PPP, 2009	10 130
millions of MDL, 2009	60 043

## GDP at current prices, per capita

US Dollars, PPP, 2009	2 841
MDL, 2009	16 839

## Final consumption expenditure at current prices, per capita

US Dollars, PPP, 2009	3 205
-----------------------	-------

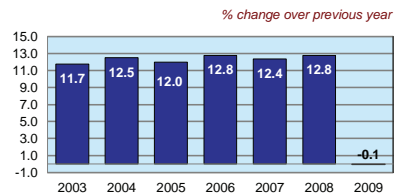
## Purchasing Power Parity (PPP)

MDL per USD, US=1, 2009	5.927
-------------------------	-------


## Exchange rate

Annual average, MDL per USD, 2009	11.110
-----------------------------------	--------

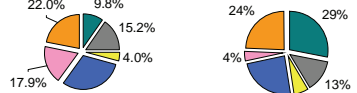
## Consumer price index



## GDP by major sectors, 2009



## Employment in major sectors, 2009



- Agriculture, hunting & forestry; fishing (ISIC A-B)
- Industry, including energy (ISIC C-E)
- Construction (ISIC F)
- Wholesale & retail trade, repairs; hotels & restaurants; transport & communications (ISIC G-I)
- Financial intermediation; real estate, renting & business activities (ISIC J-K)
- Other service activities (ISIC L-P)

## Transport infrastructure

Railways	
total length in kilometres, 2007	1 154
Motorways	
total length in kilometres, 2007	..