



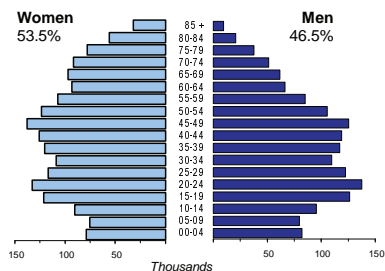
LITHUANIA

Capital (population, 2008)	Vilnius (545 469)
Two largest cities	Kaunas (353 932)
	Klaipeda (184 045)
Area (km ²)	65 300
Total population, 2009	3 339 456
Population density (per km ²), 2009	51
Official languages	Lithuanian
Date joined UN	17 September 1991
National currency	Lithuanian litas (LTL)
National statistical office	Statistics Lithuania http://www.stat.gov.lt

Time: UTC + 2h



Population by age, 2009



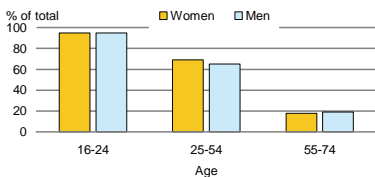
Life expectancy (in years), 2008	at birth	at 65
Women	78	18
Men	66	13

Total fertility rate, 2008	1.5
average number of children per woman	

Adolescent fertility rate, 2008	19
number of live births per 1000 women aged 15-19	

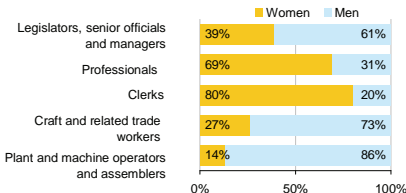
Mean age of women at birth of first child, 2008	25.2
age in years	

Computer use by age and sex, 2009

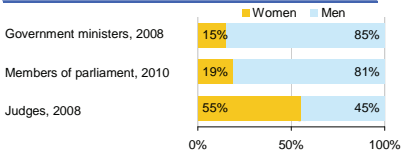


Women in the labour force, 2009	50%
percentage of total for both sexes	
Gender pay gap	
monthly earnings, 2008	19%
hourly wage, 2008	22%
Women in part-time employment, 2009	10%
percentage of total of women employed	
Female tertiary students, 2007	60%
percentage of total for both sexes	
Women victims of homicide, 2008	27%
percentage of total for both sexes	
Women researchers, 2007	50%
percentage of total for both sexes	

Women and men in selected occupation groups, 2009



Women and men in public life

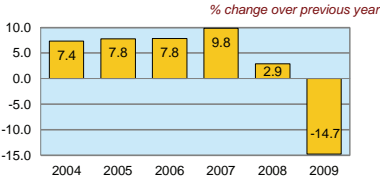


LITHUANIA

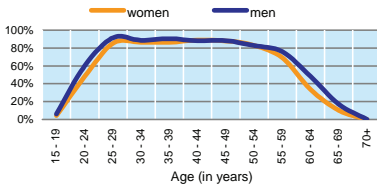
	2000	2005	2006	2007	2008	2009
Employment (% change over previous year)	-4.0	2.5	1.8	2.8	-0.7	-6.8
Unemployment rate (%)	16.4	8.3	5.6	4.3	5.8	13.7
Youth unemployment rate (%)	30.6	15.7	9.8	8.2	13.4	29.2

	% of GDP
Exports of goods and services, 2009	54.6
Imports of goods and services, 2009	56.1
External trade balance, 2009	-1.4
Gross External Debt, 2009	90.0

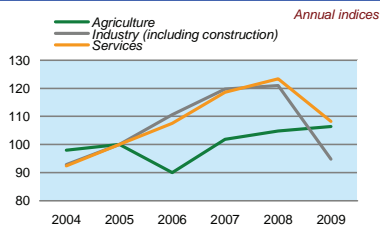
Real GDP growth rate



Economic activity rate, 2009



GDP in agriculture, industry, services (2005=100)



Forest resources

Area of Forest percentage of land area	33.8
---	------

Road accidents

Persons injured in road accidents, 2009	4 826
Persons killed in road accidents, 2009	370

GDP at current prices

millions of US Dollars, PPP, 2009	57 223
millions of LTL, 2009	91 526

GDP at current prices, per capita

US Dollars, PPP, 2009	17 136
LTL, 2009	27 408

Final consumption expenditure at current prices, per capita

US Dollars, PPP, 2009	15 556
-----------------------	--------

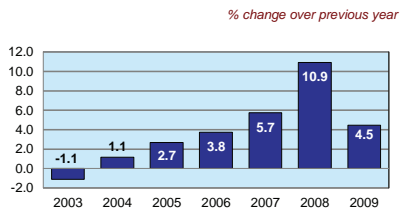
Purchasing Power Parity (PPP)

LTL per USD, US=1, 2009	1.599
-------------------------	-------

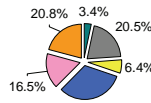
Exchange rate

Annual average, LTL per USD, 2009	2.482
-----------------------------------	-------

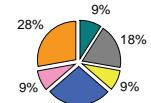
Consumer price index



GDP by major sectors, 2009



Employment in major sectors, 2009



- Agriculture, hunting & forestry; fishing (ISIC A-B)
- Industry, including energy (ISIC C-E)
- Construction (ISIC F)
- Wholesale & retail trade, repairs; hotels & restaurants; transport & communications (ISIC G-I)
- Financial intermediation; real estate, renting & business activities (ISIC J-K)
- Other service activities (ISIC L-P)

Transport infrastructure

Railways total length in kilometres, 2008	1 765
Motorways total length in kilometres, 2008	309