



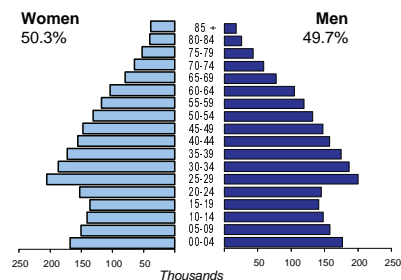
IRELAND

Capital (population, 2006)	Dublin (506 211)
Two largest cities	Cork (119 418) Galway (72 414)
Area (km²)	70 273
Total population, 2009	4 458 942
Population density (per km²), 2009	63
Official languages	Gaelic, English
Date joined UN	14 December 1955
National currency	Euro (EUR)
National statistical office	Central Statistics Office Ireland http://www.cso.ie

Time: UTC



Population by age, 2009



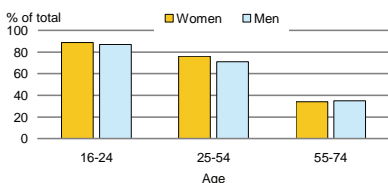
Life expectancy (in years), 2008	at birth	at 65	
	Women	82	21
	Men	78	18

Total fertility rate, 2008	2.1
average number of children per woman	

Adolescent fertility rate, 2008	18
number of live births per 1000 women aged 15-19	

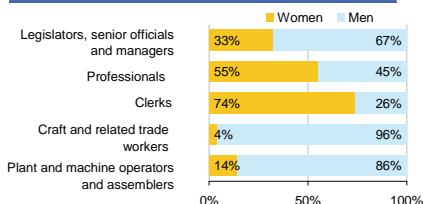
Mean age of women at birth of first child, 2008	28.9
age in years	

Computer use by age and sex, 2009

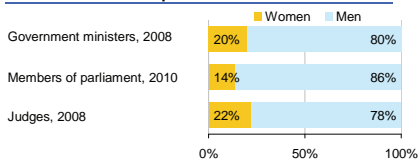


Women in the labour force, 2009	44%
percentage of total for both sexes	
Gender pay gap	..
monthly earnings	
hourly wage, 2007	17%
Women in part-time employment, 2009	34%
percentage of total of women employed	
Female tertiary students, 2007	54%
percentage of total for both sexes	
Women victims of homicide, 2008	18%
percentage of total for both sexes	
Women researchers, 2007	32%
percentage of total for both sexes	

Women and men in selected occupation groups, 2009



Women and men in public life

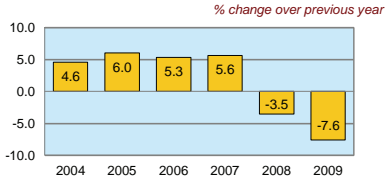


IRELAND

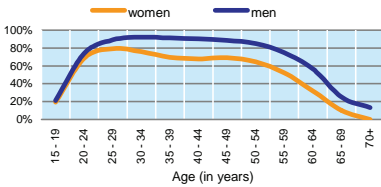
	2000	2005	2006	2007	2008	2009
Employment (% change over previous year)	4.5	4.9	4.3	3.7	-1.1	-8.2
Unemployment rate (%)	4.2	4.4	4.5	4.6	6.3	11.9
Youth unemployment rate (%)	6.7	8.6	8.6	8.9	13.3	24.4

	% of GDP
Exports of goods and services, 2009	90.7
Imports of goods and services, 2009	75.4
External trade balance, 2009	15.3
Gross External Debt, 2009	1074.6

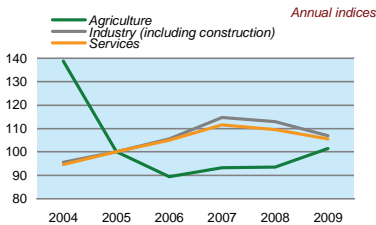
Real GDP growth rate



Economic activity rate, 2009



GDP in agriculture, industry, services (2005=100)



Forest resources

Area of Forest percentage of land area	9.7
---	-----

Road accidents

Persons injured in road accidents, 2008	9 747
Persons killed in road accidents, 2008	280

GDP at current prices

millions of US Dollars, PPP, 2009	177 558
millions of EUR, 2009	159 646

GDP at current prices, per capita

US Dollars, PPP, 2009	39 740
EUR, 2009	35 731

Final consumption expenditure at current prices, per capita

US Dollars, PPP, 2009	27 892
-----------------------	--------

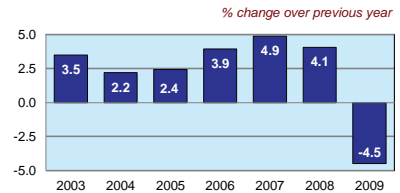
Purchasing Power Parity (PPP)

EUR per USD, US=1, 2009	0.899
-------------------------	-------

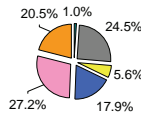
Exchange rate

Annual average, EUR per USD, 2009	0.719
-----------------------------------	-------

Consumer price index

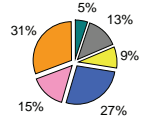


GDP by major sectors, 2009



- Agriculture, hunting & forestry; fishing (ISIC A-B)
- Industry, including energy (ISIC C-E)
- Construction (ISIC F)
- Wholesale & retail trade, repairs; hotels & restaurants; transport & communications (ISIC G-I)
- Financial intermediation; real estate, renting & business activities (ISIC J-K)
- Other service activities (ISIC L-P)

Employment in major sectors, 2009



Transport infrastructure

Railways total length in kilometres, 2007	1 834
Motorways total length in kilometres, 2007	269