



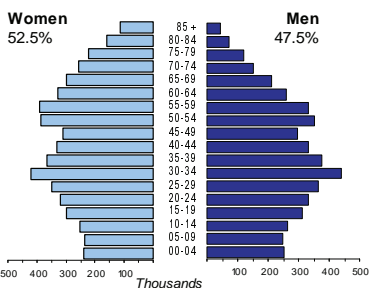
HUNGARY

Capital (population, 2007)	Budapest (1 699 213)
Two largest cities	Debrecen (204 604)
	Miskolc (171 867)
Area (km²)	93 030
Total population, 2009	10 022 650
Population density (per km²), 2009	108
Official languages	Hungarian
Date joined UN	14 December 1955
National currency	Hungarian forint (HUF)
National statistical office	Hungarian Central Statistical Office
	http://www.ksh.hu

Time: UTC + 1h



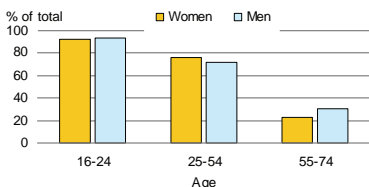
Population by age, 2009



Life expectancy (in years), 2008	at birth		at 65
	Women	78	18
Men	70	14	

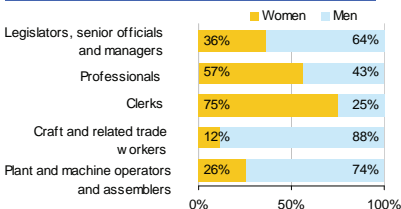
Total fertility rate, 2008	1.4
average number of children per woman	
Adolescent fertility rate, 2008	20
number of live births per 1000 women aged 15-19	
Mean age of women at birth of first child, 2008	27.7
age in years	

Computer use by age and sex, 2009

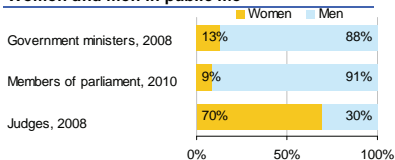


Women in the labour force, 2009	46%
percentage of total for both sexes	
Gender pay gap	..
monthly earnings	
hourly wage, 2008	18%
Women in part-time employment, 2009	7%
percentage of total of women employed	
Female tertiary students, 2007	58%
percentage of total for both sexes	
Women victims of homicide, 2008	39%
percentage of total for both sexes	
Women researchers, 2007	34%
percentage of total for both sexes	

Women and men in selected occupation groups, 2009



Women and men in public life

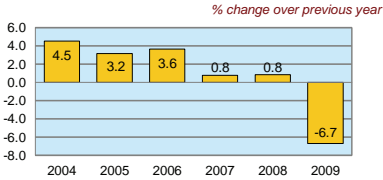


HUNGARY

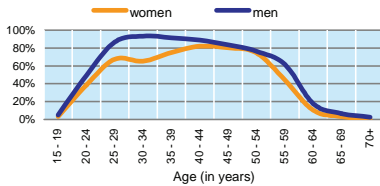
	2000	2005	2006	2007	2008	2009
Employment (% change over previous year)	1.0	-0.2	0.6	-0.3	-1.3	-2.8
Unemployment rate (%)	6.4	7.2	7.5	7.4	7.8	10.0
Youth unemployment rate (%)	12.4	19.4	19.1	18.0	19.9	26.5

	% of GDP
Exports of goods and services, 2009	77.4
Imports of goods and services, 2009	72.2
External trade balance, 2009	5.2
Gross External Debt, 2009	183.6

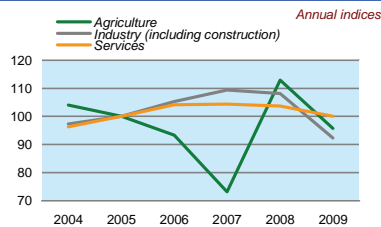
Real GDP growth rate



Economic activity rate, 2009



GDP in agriculture, industry, services (2005=100)



Forest resources

Area of Forest percentage of land area	21.7
---	------

Road accidents

Persons injured in road accidents, 2009	23 273
Persons killed in road accidents, 2009	822

GDP at current prices

millions of US Dollars, PPP, 2009	204 120
millions of HUF, 2009	26 054 300

GDP at current prices, per capita

US Dollars, PPP, 2009	20 366
HUF, 2009	2 599 560

Final consumption expenditure at current prices, per capita

US Dollars, PPP, 2009	15 395
-----------------------	--------

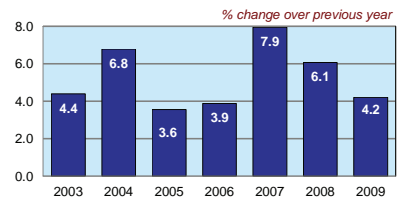
Purchasing Power Parity (PPP)

HUF per USD, US=1, 2009	127.642
-------------------------	---------

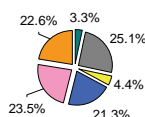
Exchange rate

Annual average, HUF per USD, 2009	201.676
-----------------------------------	---------


Consumer price index



GDP by major sectors, 2009



Employment in major sectors, 2009



- Agriculture, hunting & forestry; fishing (ISIC A-B)
- Industry, including energy (ISIC C-E)
- Construction (ISIC F)
- Wholesale & retail trade, repairs; hotels & restaurants; transport & communications (ISIC G-I)
- Financial intermediation; real estate, renting & business activities (ISIC J-K)
- Other service activities (ISIC L-P)

Transport infrastructure

Railways total length in kilometres, 2007	7 808
Motorways total length in kilometres, 2007	858