



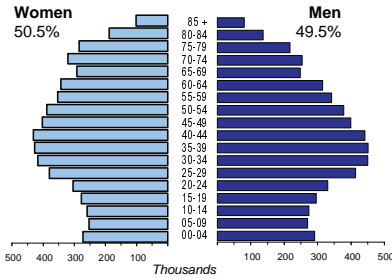
# GREECE

<b>Capital (population, 2001)</b>	Athens (789 166)
<b>Two largest cities</b>	Thessaloniki (385 406) Piraeus (181 933)
<b>Area (km<sup>2</sup>)</b>	131 957
<b>Total population, 2009</b>	11 282 760
<b>Population density (per km<sup>2</sup>), 2009</b>	86
<b>Official languages</b>	Greek
<b>Date joined UN</b>	25 October 1945
<b>National currency</b>	Euro (EUR)
<b>National statistical office</b>	Hellenic Statistical Authority <a href="http://www.statistics.gr">http://www.statistics.gr</a>

Time: UTC + 2h



## Population by age, 2009



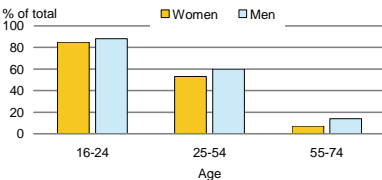
<b>Life expectancy (in years), 2008</b>	at birth	at 65	
	Women	82	20
	Men	78	18

<b>Total fertility rate, 2008</b>	1.5
average number of children per woman	

<b>Adolescent fertility rate, 2008</b>	12
number of live births per 1000 women aged 15-19	

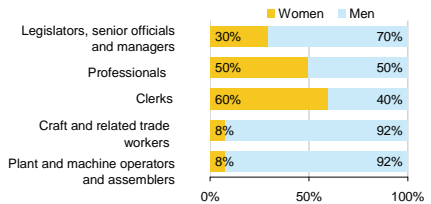
<b>Mean age of women at birth of first child, 2007</b>	29.2
age in years	

## Computer use by age and sex, 2009

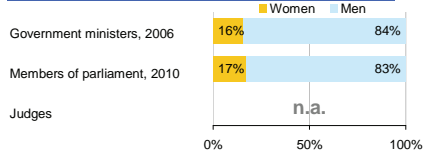


<b>Women in the labour force, 2009</b>	41%
percentage of total for both sexes	
<b>Gender pay gap</b>	..
monthly earnings	
hourly wage, 2008	22%
<b>Women in part-time employment, 2009</b>	10%
percentage of total of women employed	
<b>Female tertiary students, 2006</b>	50%
percentage of total for both sexes	
<b>Women victims of homicide</b>	..
percentage of total for both sexes	
<b>Women researchers, 2005</b>	36%
percentage of total for both sexes	

## Women and men in selected occupation groups, 2009



## Women and men in public life

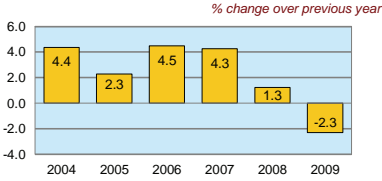


# GREECE

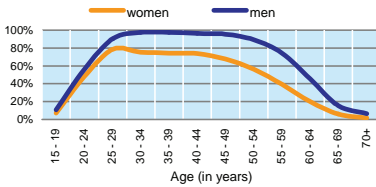
	2000	2005	2006	2007	2008	2009
Employment (% change over previous year)	0.5	0.8	3.3	1.7	0.2	-0.7
Unemployment rate (%)	11.2	9.9	8.9	8.3	7.7	9.5
Youth unemployment rate (%)	29.1	26.0	25.2	22.9	22.1	25.8

	% of GDP
Exports of goods and services, 2009	19.0
Imports of goods and services, 2009	29.8
External trade balance, 2009	-10.8
Gross External Debt, 2009	181.4

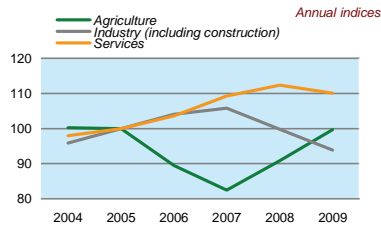
## Real GDP growth rate



## Economic activity rate, 2009



## GDP in agriculture, industry, services (2005=100)



## Forest resources

Area of Forest percentage of land area	29.1
---	------

## Road accidents

Persons injured in road accidents, 2008	19 010
Persons killed in road accidents, 2008	1 553

## GDP at current prices

millions of US Dollars, PPP, 2009	329 320
millions of EUR, 2009	233 046

## GDP at current prices, per capita

US Dollars, PPP, 2009	29 246
EUR, 2009	20 696

## Final consumption expenditure at current prices, per capita

US Dollars, PPP, 2009	27 588
-----------------------	--------

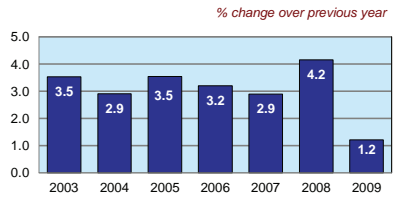
## Purchasing Power Parity (PPP)

EUR per USD, US=1, 2009	0.708
-------------------------	-------

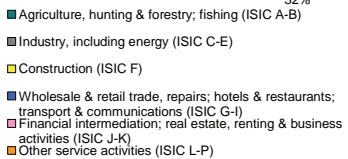
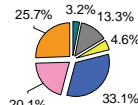
## Exchange rate

Annual average, EUR per USD, 2009	0.719
-----------------------------------	-------

## Consumer price index



## GDP by major sectors, 2009



## Transport infrastructure

Railways total length in kilometres, 2007	2 551
Motorways total length in kilometres, 2007	730