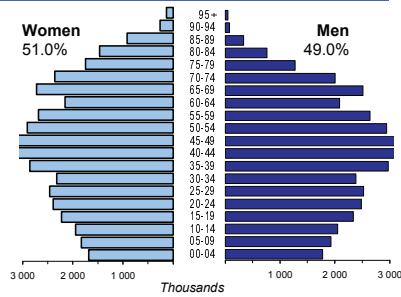




GERMANY

Capital (population, 2007)	Berlin (3 416 000)
Two largest cities	Hamburg (1 771 000) Munich (1 312 000)
Area (km ²)	357 030
Total population, 2008	82 110 097
Population density (per km ²), 2008	230
Official languages	German
Date joined UN	18 September 1973
National currency	Euro (EUR)
National statistical office	Federal Statistical Office Germany http://www.destatis.de

Population by age, 2008



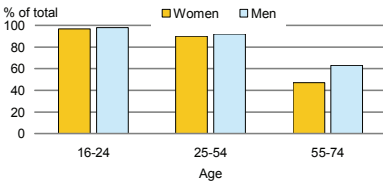
Life expectancy (in years), 2008	at birth	at 65	
	Women	83	21
	Men	78	18

Total fertility rate, 2008	1.4
average number of children per woman	

Adolescent fertility rate, 2008	10
number of live births per 1000 women aged 15-19	

Mean age of women at birth of first child, 2008	30.0
age in years	

Computer use by age and sex, 2009

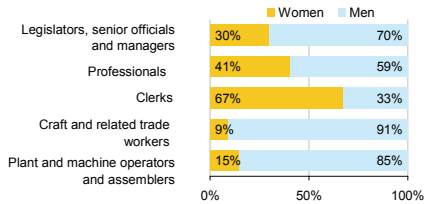


Time: UTC + 1h

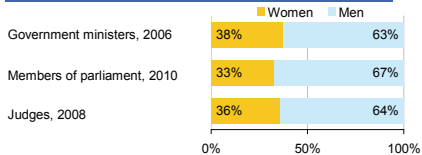


Women in the labour force, 2009	46%
percentage of total for both sexes	
Gender pay gap	
monthly earnings	..
hourly wage, 2008	23%
Women in part-time employment, 2009	45%
percentage of total of women employed	
Female tertiary students, 2007	50%
percentage of total for both sexes	
Women victims of homicide, 2008	33%
percentage of total for both sexes	
Women researchers, 2007	23%
percentage of total for both sexes	

Women and men in selected occupation groups, 2009



Women and men in public life

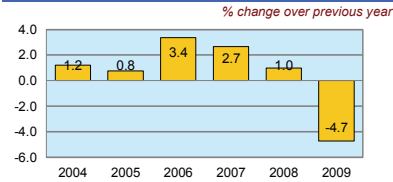


GERMANY

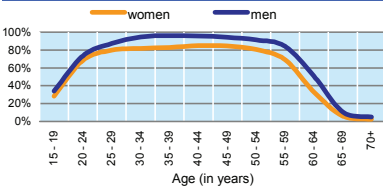
	2000	2005	2006	2007	2008	2009
Employment (% change over previous year)	1.9	-0.1	0.6	1.7	1.4	0.0
Unemployment rate (%)	7.5	10.7	9.8	8.4	7.3	7.5
Youth unemployment rate (%)	7.5	14.2	12.8	11.1	9.9	10.4

	% of GDP
Exports of goods and services, 2009	40.8
Imports of goods and services, 2009	35.9
External trade balance, 2009	4.9
Gross External Debt, 2009	153.8

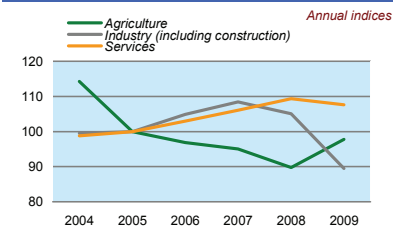
Real GDP growth rate



Economic activity rate, 2009



GDP in agriculture, industry, services (2005=100)



Forest resources

Area of Forest	
percentage of land area	31.8

Road accidents

Persons injured	
in road accidents, 2009	401 823
Persons killed	
in road accidents, 2009	4 152

GDP at current prices

millions of US Dollars, PPP, 2009	2 988 010
millions of EUR, 2009	2 397 100

GDP at current prices, per capita

US Dollars, PPP, 2009	36 495
EUR, 2009	29 278

Final consumption expenditure at current prices, per capita

US Dollars, PPP, 2009	28 671
-----------------------	--------

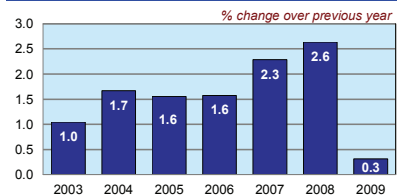
Purchasing Power Parity (PPP)

EUR per USD, US=1, 2009	0.802
-------------------------	-------

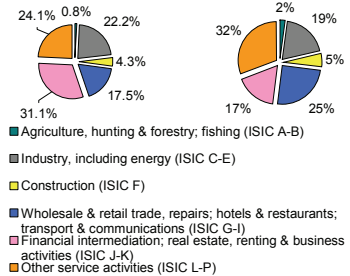
Exchange rate

Annual average, EUR per USD, 2009	0.719
-----------------------------------	-------

Consumer price index



GDP by major sectors, 2009



Employment in major sectors, 2009

Transport infrastructure

Railways	
total length in kilometres, 2008	37 798
Motorways	
total length in kilometres, 2008	12 645