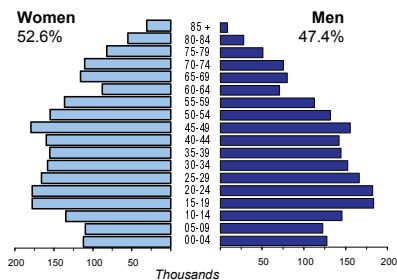




# GEORGIA

<b>Capital (population, 2008)</b>	Tbilisi (1 108 600)
<b>Two largest cities</b>	Kutaisi (189 100)
	Batumi (122 200)
<b>Area (km<sup>2</sup>)</b>	69 700
<b>Total population, 2008</b>	4 383 750
<b>Population density (per km2), 2008</b>	63
<b>Official languages</b>	Georgian
<b>Date joined UN</b>	31 July 1992
<b>National currency</b>	Georgian lari (GEL)
<b>National statistical office</b>	National Statistics Office of Georgia <a href="http://www.geostat.ge">http://www.geostat.ge</a>


## Population by age, 2008



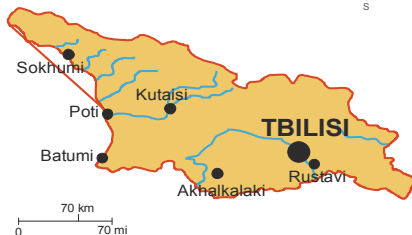
Life expectancy (in years), 2008	at birth	at 65	
	Women	79	..
	Men	69	..

Total fertility rate, 2008	1.7
average number of children per woman	
Adolescent fertility rate, 2008	44
number of live births per 1000 women aged 15-19	
Mean age of women at birth of first child, 2008	23.7
age in years	

## Computer use by age and sex

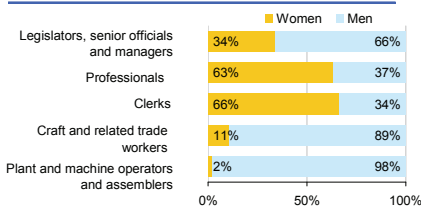


Time: UTC + 3h

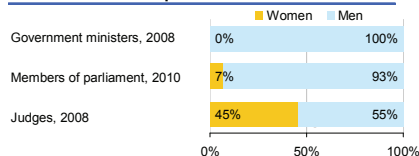


Women in the labour force, 2007	48%
percentage of total for both sexes	
Gender pay gap	
monthly earnings, 2007	49%
hourly wage	..
Women in part-time employment, 2006	2%
percentage of total of women employed	
Female tertiary students, 2007	54%
percentage of total for both sexes	
Women victims of homicide, 2008	16%
percentage of total for both sexes	
Women researchers, 2005	32%
percentage of total for both sexes	

## Women and men in selected occupation groups, 2007



## Women and men in public life

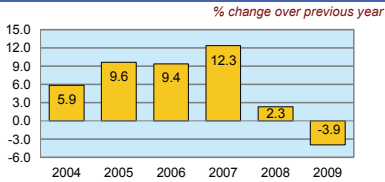


# GEORGIA

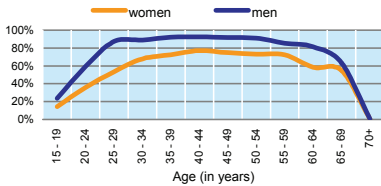
	2000	2005	2006	2007	2008	2009
Employment (% change over previous year)	6.2	-2.2	0.2	-2.5	-6.0	3.4
Unemployment rate (%)	10.3	13.8	13.6	13.3	16.5	16.9
Youth unemployment rate (%)	20.0	28.3	29.3	31.5	35.5	..

	% of GDP
Exports of goods and services, 2009	29.8
Imports of goods and services, 2009	49.0
External trade balance, 2009	-19.2
Gross External Debt, 2009	80.6

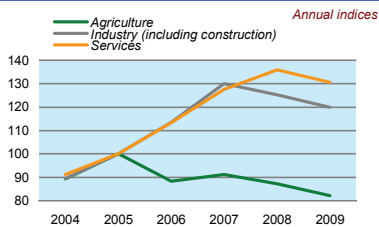
## Real GDP growth rate



## Economic activity rate, 2005



## GDP in agriculture, industry, services (2005=100)



## Forest resources

Area of Forest percentage of land area	39.9
---	------

## Road accidents

Persons injured in road accidents, 2009	8 999
Persons killed in road accidents, 2009	675

## GDP at current prices

millions of US Dollars, PPP, 2009	20 846
millions of GEL, 2009	17 949

## GDP at current prices, per capita

US Dollars, PPP, 2009	4 755
GEL, 2009	4 094

## Final consumption expenditure at current prices, per capita

US Dollars, PPP, 2009	5 054
-----------------------	-------

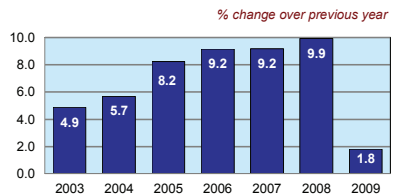
## Purchasing Power Parity (PPP)

GEL per USD, US=1, 2009	0.861
-------------------------	-------

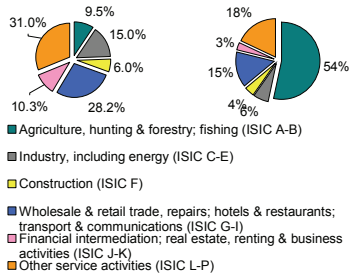
## Exchange rate

Annual average, GEL per USD, 2009	1.670
-----------------------------------	-------

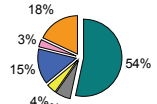
## Consumer price index



## GDP by major sectors, 2009



## Employment in major sectors, 2007



## Transport infrastructure

Railways total length in kilometres, 2002	1 565
Motorways total length in kilometres, 2002	