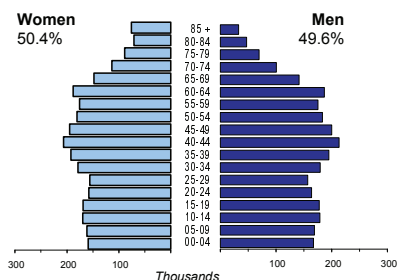




DENMARK

Capital (population, 2008)	Copenhagen (511 686)
Two largest cities	Arhus (298 501)
	Alborg (195 048)
Area (km²)	43 094
Total population, 2009	5 523 095
Population density (per km2), 2009	128
Official languages	Danish
Date joined UN	24 October 1945
National currency	Danish krone (DKK)
National statistical office	Statistics Denmark http://www.dst.dk

Population by age, 2009



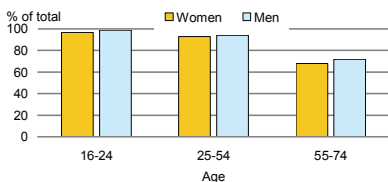
Life expectancy (in years), 2008	at birth	at 65	
	Women	81	19
	Men	77	17

Total fertility rate, 2008	1.9
average number of children per woman	

Adolescent fertility rate, 2008	6
number of live births per 1000 women aged 15-19	

Mean age of women at birth of first child, 2005	28.4
age in years	

Computer use by age and sex, 2009

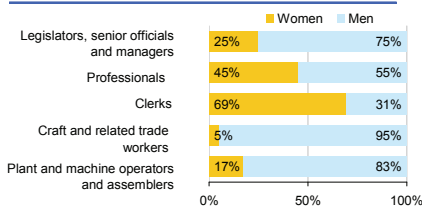


Time: UTC + 1h

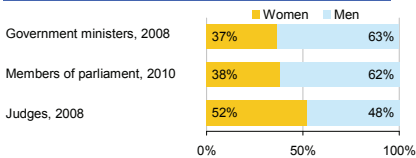


Women in the labour force, 2009	47%
percentage of total for both sexes	
Gender pay gap	..
monthly earnings	
hourly wage, 2008	17%
Women in part-time employment, 2009	38%
percentage of total of women employed	
Female tertiary students, 2007	58%
percentage of total for both sexes	
Women victims of homicide	..
percentage of total for both sexes	
Women researchers, 2007	30%
percentage of total for both sexes	

Women and men in selected occupation groups, 2009



Women and men in public life

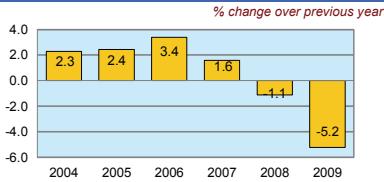


DENMARK

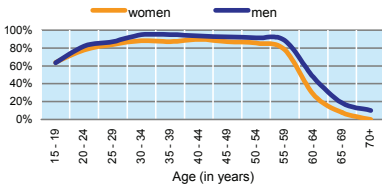
	2000	2005	2006	2007	2008	2009
Employment (% change over previous year)	0.5	1.0	2.1	2.8	1.9	-3.1
Unemployment rate (%)	4.3	4.8	3.9	3.8	3.3	6.0
Youth unemployment rate (%)	6.2	8.6	7.7	7.9	7.6	11.2

	% of GDP
Exports of goods and services, 2009	47.4
Imports of goods and services, 2009	43.9
External trade balance, 2009	3.5
Gross External Debt, 2009	196.0

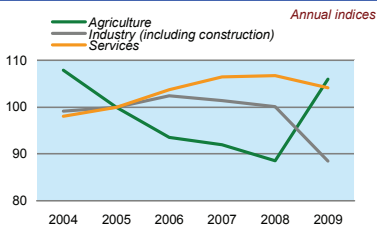
Real GDP growth rate



Economic activity rate, 2009



GDP in agriculture, industry, services (2005=100)



Forest resources

Area of Forest percentage of land area	11.8
---	------

Road accidents

Persons injured in road accidents, 2009	5 250
Persons killed in road accidents, 2009	303

GDP at current prices

millions of US Dollars, PPP, 2009	209 000
millions of DKK, 2009	1 656 110

GDP at current prices, per capita

US Dollars, PPP, 2009	37 849
DKK, 2009	299 911

Final consumption expenditure at current prices, per capita

US Dollars, PPP, 2009	29 936
-----------------------	--------

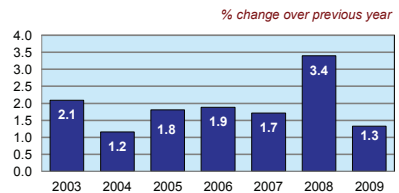
Purchasing Power Parity (PPP)

DKK per USD, US=1, 2009	7.924
-------------------------	-------

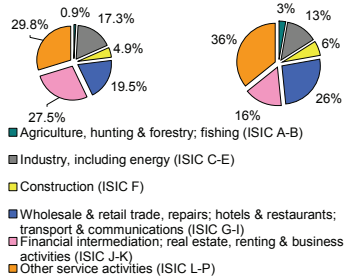
Exchange rate

Annual average, DKK per USD, 2009	5.360
-----------------------------------	-------

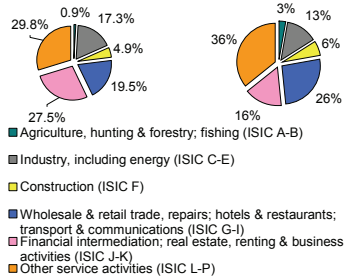
Consumer price index



GDP by major sectors, 2009



Employment in major sectors, 2009



Transport infrastructure

Railways total length in kilometres, 2008	3 181
Motorways total length in kilometres, 2008	1 129