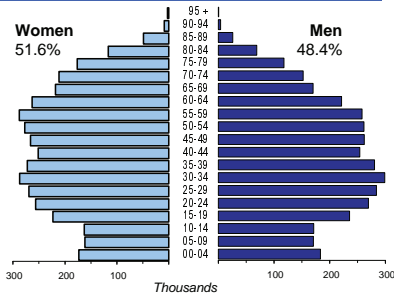




# BULGARIA

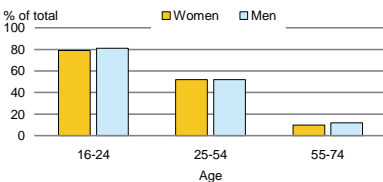
<b>Capital (population, 2007)</b>	Sofia (1 155 403)
<b>Two largest cities</b>	Plovdiv (344 456) Varna (312 724)
<b>Area (km<sup>2</sup>)</b>	110 993
<b>Total population, 2008</b>	7 623 395
<b>Population density (per km<sup>2</sup>), 2008</b>	69
<b>Official languages</b>	Bulgarian
<b>Date joined UN</b>	14 December 1955
<b>National currency</b>	Bulgarian lev (BGN)
<b>National statistical office</b>	National Statistical Institute (NSI) <a href="http://www.nsi.bg/">http://www.nsi.bg/</a>

## Population by age, 2008

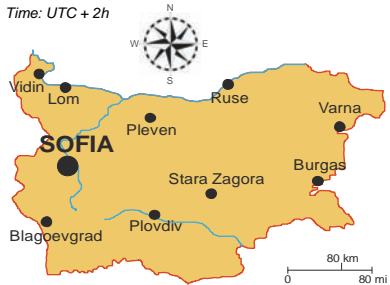


<b>Life expectancy (in years), 2008</b>	at birth	at 65
Women	77	17
Men	70	14
<b>Total fertility rate, 2008</b>	1.5	
average number of children per woman		
<b>Adolescent fertility rate, 2008</b>	43	
number of live births per 1000 women aged 15-19		
<b>Mean age of women at birth of first child, 2008</b>	25.4	
age in years		

## Computer use by age and sex, 2009

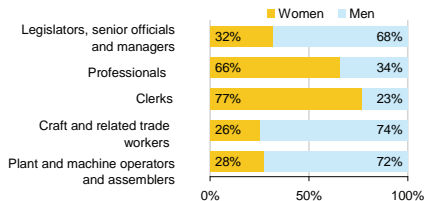


Time: UTC + 2h

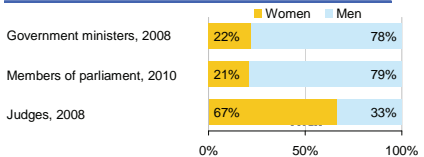


<b>Women in the labour force, 2009</b>	47%
percentage of total for both sexes	
<b>Gender pay gap</b>	
monthly earnings	..
hourly wage, 2008	14%
<b>Women in part-time employment, 2009</b>	3%
percentage of total of women employed	
<b>Female tertiary students, 2007</b>	55%
percentage of total for both sexes	
<b>Women victims of homicide, 2008</b>	25%
percentage of total for both sexes	
<b>Women researchers, 2007</b>	47%
percentage of total for both sexes	

## Women and men in selected occupation groups, 2009



## Women and men in public life

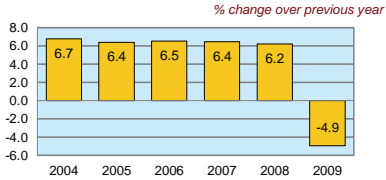


# BULGARIA

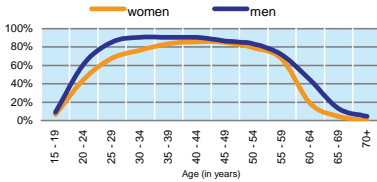
	2000	2005	2006	2007	2008	2009
Employment (% change over previous year)	-2.4	2.7	3.3	3.2	2.6	-2.7
Unemployment rate (%)	16.4	10.1	9.0	6.9	5.6	6.8
Youth unemployment rate (%)	33.7	22.3	19.5	15.1	12.7	16.2

	% of GDP
Exports of goods and services, 2009	47.8
Imports of goods and services, 2009	55.8
External trade balance, 2009	-7.9
Gross External Debt, 2009	114.0

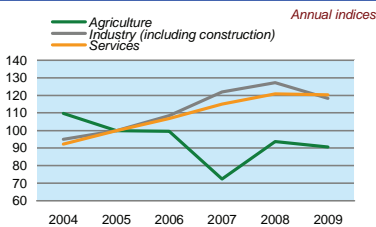
## Real GDP growth rate



## Economic activity rate, 2009



## GDP in agriculture, industry, services (2005=100)



## Forest resources

Area of Forest percentage of land area	33.6
---	------

## Road accidents

Persons injured in road accidents, 2009	9 575
Persons killed in road accidents, 2009	901

## GDP at current prices

millions of US Dollars, PPP, 2009	105 203
millions of BGN, 2009	68 537

## GDP at current prices, per capita

US Dollars, PPP, 2009	13 900
BGN, 2009	9 055

## Final consumption expenditure at current prices, per capita

US Dollars, PPP, 2009	11 440
-----------------------	--------

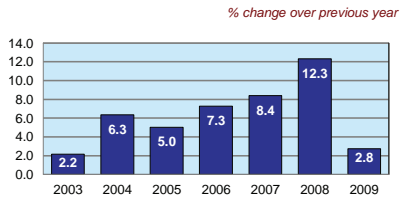
## Purchasing Power Parity (PPP)

BGN per USD, US=1, 2009	0.651
-------------------------	-------

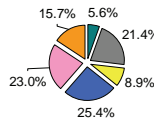
## Exchange rate

Annual average, BGN per USD, 2009	1.410
-----------------------------------	-------

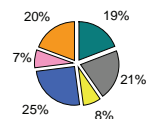
## Consumer price index



## GDP by major sectors, 2009



## Employment in major sectors, 2008



- Agriculture, hunting & forestry; fishing (ISIC A-B)
- Industry, including energy (ISIC C-E)
- Construction (ISIC F)
- Wholesale & retail trade, repairs; hotels & restaurants; transport & communications (ISIC G-I)
- Financial intermediation; real estate, renting & business activities (ISIC J-K)
- Other service activities (ISIC L-P)

## Transport infrastructure

Railways total length in kilometres, 2008	4 144
Motorways total length in kilometres, 2008	418