



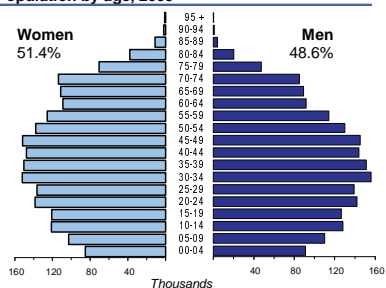
BOSNIA AND HERZEGOVINA

Capital (population, 1991)	Sarajevo (527 049)
Two largest cities	Banja Luka (195 692)
	Zenica (145 517)
Area (km ²)	51 197
Total population, 2009	3 942 701
Population density (per km ²), 2009	77
Official languages	Bosnian, Serbian, Croatian
Date joined UN	22 May 1992
National currency	Convertible mark (BAM)
National statistical office	Agency for Statistics of Bosnia and Herzegovina
	http://www.bhas.ba

Time: UTC + 1h




Population by age, 2009



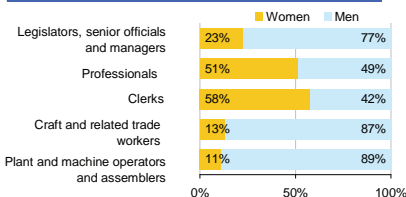
Life expectancy (in years), 2008	at birth	at 65
Women	78	..
Men	72	..
Total fertility rate, 2007	average number of children per woman	
	1.2	
Adolescent fertility rate, 2007	number of live births per 1000 women aged 15-19	
	16	
Mean age of women at birth of first child, 2008	age in years	
	24.9	

Computer use by age and sex

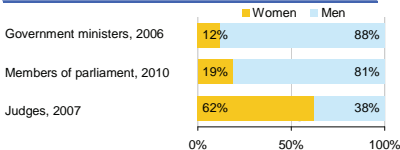


Women in the labour force, 2008	percentage of total for both sexes	37%
Gender pay gap	monthly earnings	..
	hourly wage	..
Women in part-time employment, 2009	percentage of total of women employed	13%
Female tertiary students	percentage of total for both sexes	..
Women victims of homicide, 2002	percentage of total for both sexes	28%
Women researchers	percentage of total for both sexes	..

Women and men in selected occupation groups, 2008



Women and men in public life



BOSNIA AND HERZEGOVINA

	2000	2005	2006	2007	2008	2009
Employment (% change over previous year)	4.8	4.7	-3.5
Unemployment rate (%)	31.1	29.0	23.4	24.1
Youth unemployment rate (%)	62.3	58.4	47.5	..

	% of GDP
Exports of goods and services, 2009	31.9
Imports of goods and services, 2009	55.3
External trade balance, 2009	-23.4
Gross External Debt, 2009	22.9

GDP at current prices	
millions of US Dollars, PPP, 2009	32 311
millions of BAM, 2009	23 994

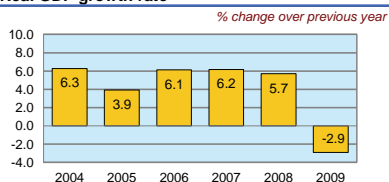
GDP at current prices, per capita	
US Dollars, PPP, 2009	7 537
BAM, 2009	5 597

Final consumption expenditure at current prices, per capita	
US Dollars, PPP, 2009	8 643

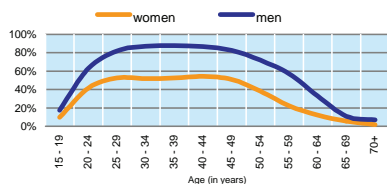
Purchasing Power Parity (PPP)	
BAM per USD, US=1, 2009	0.743

Exchange rate	
Annual average, BAM per USD, 2009	1.408

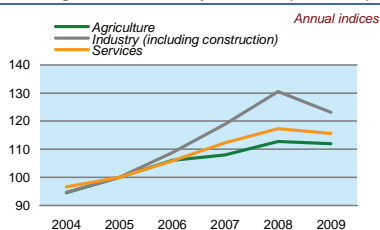
Real GDP growth rate



Economic activity rate, 2008



GDP in agriculture, industry, services (2005=100)



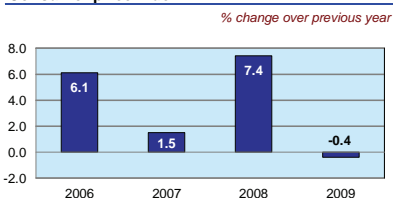
Forest resources

Area of Forest percentage of land area	42.7
---	------

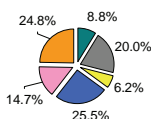
Road accidents

Persons injured in road accidents, 2009	11 434
Persons killed in road accidents, 2009	382

Consumer price index



GDP by major sectors, 2009



Employment in major sectors



- Agriculture, hunting & forestry; fishing (ISIC A-B)
- Industry, including energy (ISIC C-E)
- Construction (ISIC F)
- Wholesale & retail trade, repairs; hotels & restaurants; transport & communications (ISIC G-I)
- Financial intermediation; real estate, renting & business activities (ISIC J-K)
- Other service activities (ISIC L-P)

Transport infrastructure

Railways	
total length in kilometres, 2001	1 032
Motorways	
total length in kilometres, 2001	..