



Update on UN Road Safety Strategy Implementation

3rd United Nations Partnership Meeting for Road Safety

29 October 2019, Geneva

UN Department of Safety & Security



**ONE UN VISION
FOR ROAD SAFETY**





ONE UN VISION FOR ROAD SAFETY



Safer journeys begin with us

Establishment of Road Safety Unit (RSU)

The UN Department of Safety and Security (UNDSS) has the leading and coordinating role for road safety within the UN system.

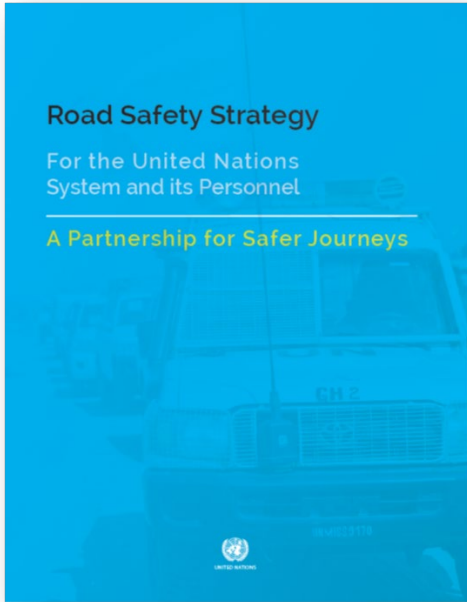
- Mandate of the Road Safety Unit – to support the United Nations Security Management System (UNSMS) to implement the UN internal Road Safety Strategy.
- Responsible for strategic coordination of activities.
- Supports UNDSS Chief Security Adviser/Security Advisers



ONE UN VISION
FOR **ROAD SAFETY**



Safer journeys begin with us



Road Safety Unit and Coordination of Activities

- Pillar 1 – Strengthening the Policy Framework

Current Status of Policy –

- Promulgated 31 October 2011 with a technical review in May 2017.

Purpose of the policy –

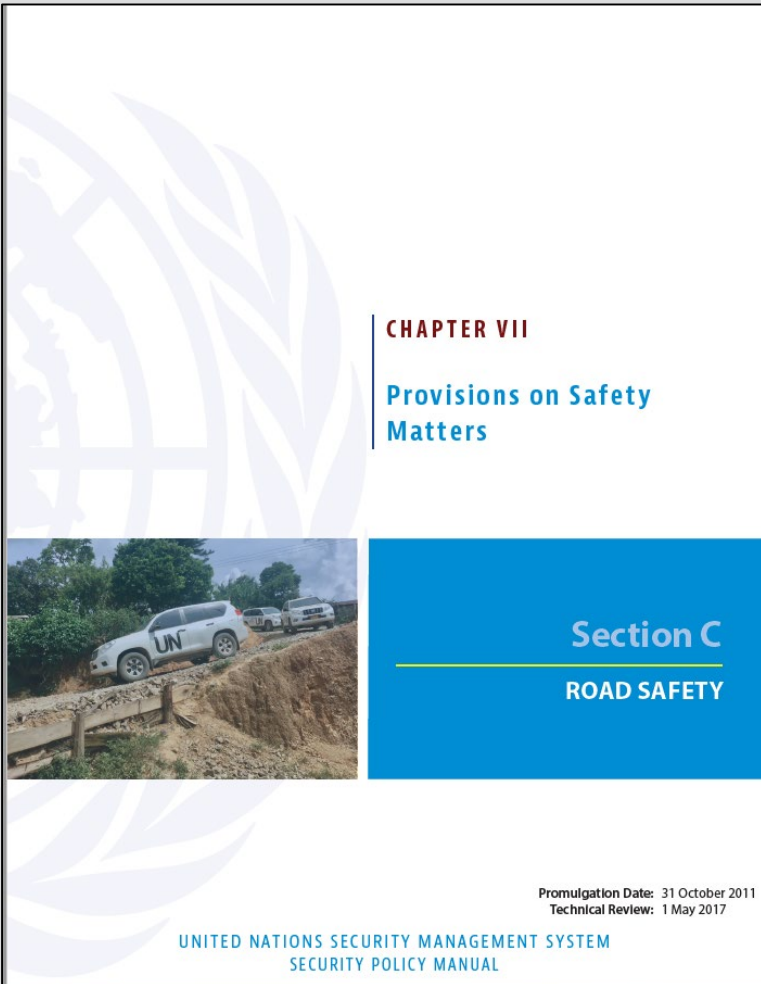
- Promote safe operation of UN vehicles world-wide.
- Ensure road safety.
- Describe the roles and responsibilities of relevant UNSMS actors in improving awareness and compliance with requirements and provisions for road safety.

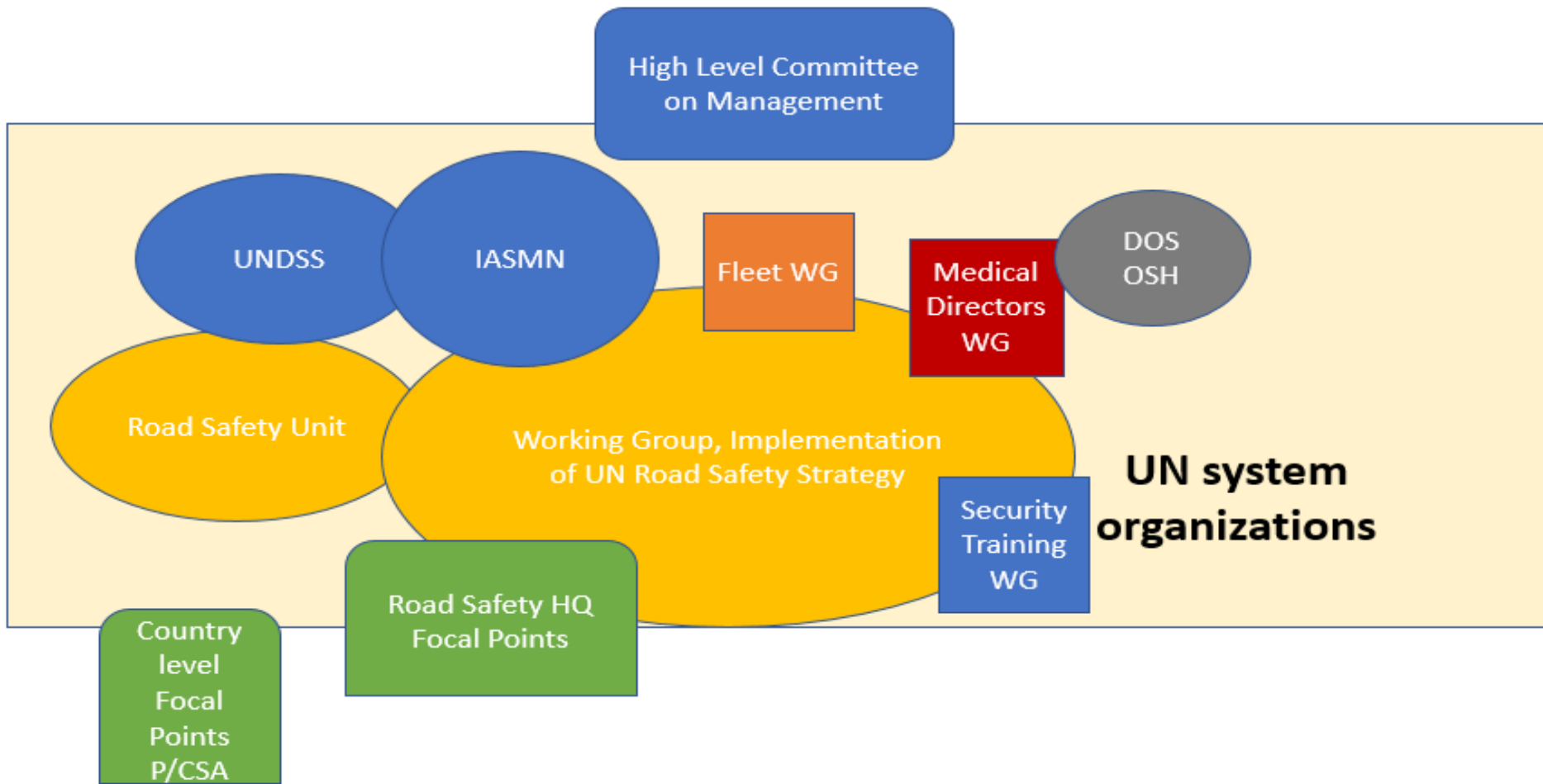
Applicability –

- All individuals covered by UNSMS, as defined in Chapter III of the SPM (Applicability Policy) and all non-UN personnel who are passengers in UN vehicles.



**ONE UN VISION
FOR ROAD SAFETY**





- Pillar 1 – Improving Governance



**ONE UN VISION
FOR ROAD SAFETY**



Designated Official -

Responsible for Security and Safety

UNDSS- Road Safety Unit –

Coordinate and support implementation of the UN Road Safety Strategy.



ONE UN VISION
FOR **ROAD SAFETY**



Safer journeys begin with us

- Pillar 1 – Improving road safety data management

Fatalities and Injuries from SG reports

	Road Safety Fatalities	Road Safety Injuries	Non-UN RS Fatalities	Non-UN RS Injuries	Crime	Terrorism	Armed Conflict	Civil Unrest
2018	8 from vehicle or 26 including pedestrians hit by UN vehicles (**to be reported in the 2019 SG Report)	100						
2017	12	103	47	260	6	1	2	1
2016	9	86	42	371	5	3	2	0
2015	15	124	31	274	13	6	4	0
2014	15	91	29	202	8	6	0	1
2013	10	139	32	291	9	2	7	0
Total	61	543	181	1398	41	18	15	
Average	12	109	36	280	8	4	3	0.4



**ONE UN VISION
FOR ROAD SAFETY**



Safer journeys begin with us

- Pillar 1 – Review Funding for Road Safety

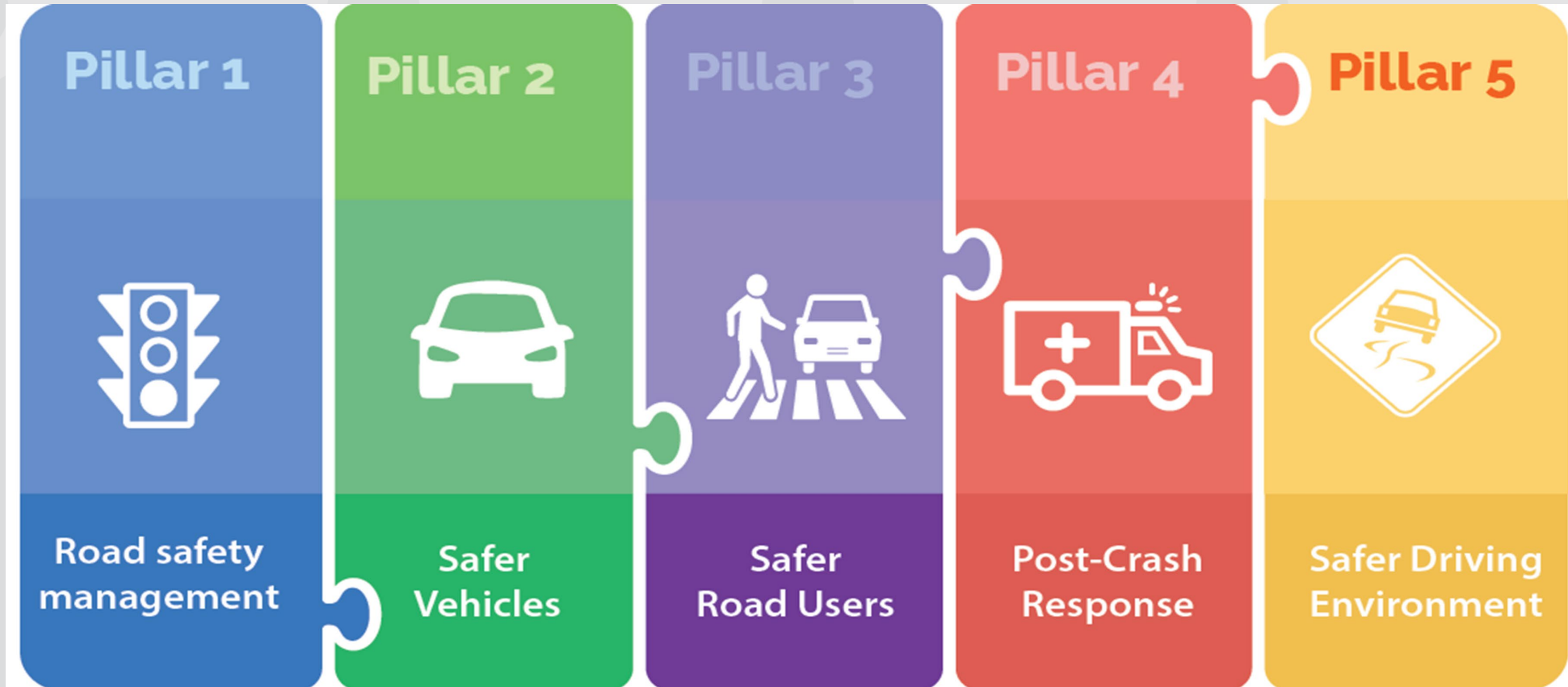


**ONE UN VISION
FOR ROAD SAFETY**



Safer journeys begin with us

Road Safety Strategy –Update on Pillars



ONE UN VISION
FOR **ROAD SAFETY**



Safer journeys begin with us



ONE UN VISION FOR ROAD SAFETY



Safer journeys begin with us