

**UNITED NATIONS  
CENTRE FOR TRADE FACILITATION AND ELECTRONIC BUSINESS  
(UN/CEFACT)**

**METHODOLOGY AND TECHNOLOGY PROGRAMME DEVELOPMENT AREA**

**PROCEDURES FOR REFERENCE DATA MODEL (RDM)  
& ASSOCIATED ARTEFACTS PUBLICATION**

**SOURCE: Procedures for RDM & Associated Artefacts Publication Project Team**  
**DATE: 13 April 2017**  
**STATUS: Draft v1.0.0.9**

**Disclaimer (Updated UN/CEFACT Intellectual Property Rights Policy – ECE/TRADE/C/CEFACT/2010/20/Rev.2)**

ECE draws attention to the possibility that the practice or implementation of its outputs (which include but are not limited to Recommendations, norms, standards, guidelines and technical specifications) may involve the use of a claimed intellectual property right.

Each output is based on the contributions of participants in the UN/CEFACT process, who have agreed to waive enforcement of their intellectual property rights pursuant to the UN/CEFACT IPR Policy (document ECE/TRADE/C/CEFACT/2010/20/Rev.2 available at [http://www.unece.org/cefact/cf\\_docs.html](http://www.unece.org/cefact/cf_docs.html) or from the ECE secretariat). ECE takes no position concerning the evidence, validity or applicability of any claimed intellectual property right or any other right that might be claimed by any third parties related to the implementation of its outputs. ECE makes no representation that it has made any investigation or effort to evaluate any such rights.

Implementers of UN/CEFACT outputs are cautioned that any third-party intellectual property rights claims related to their use of a UN/CEFACT output will be their responsibility and are urged to ensure that their use of UN/CEFACT outputs does not infringe on an intellectual property right of a third party.

ECE does not accept any liability any possible infringement of a claimed intellectual property right or any other right that might be claimed to relate to the implementation of any of its outputs.

## Table of Contents

<b>1</b>	<b>ABOUT THIS DOCUMENT</b> .....	<b>3</b>
1.1	STATUS OF THIS DOCUMENT .....	3
1.2	REVISION HISTORY .....	3
<b>2</b>	<b>PROJECT TEAM</b> .....	<b>4</b>
2.1	DISCLAIMER .....	4
2.2	PROJECT TEAM PARTICIPANTS .....	4
<b>3</b>	<b>INTRODUCTION</b> .....	<b>5</b>
3.1	STRUCTURE OF THIS DOCUMENT.....	5
3.2	RELATED DOCUMENTS .....	5
3.3	PURPOSE AND SCOPE .....	5
<b>4</b>	<b>PUBLICATION REQUIREMENTS</b> .....	<b>6</b>
4.1	FUNCTIONALITY .....	6
4.2	PUBLICATION CONTENT.....	7
4.3	PUBLICATION FORMATS.....	9
4.4	MAPPING OF FUNCTIONALITY TO THE DIFFERENT PUBLICATION FORMATS .....	10
<b>5</b>	<b>PUBLICATION PROCEDURES OF REFERENCE DATA MODELS</b> .....	<b>11</b>
<b>6</b>	<b>DEFINITION OF TERMS</b> .....	<b>12</b>
	<b>ANNEX 1: PUBLICATION FORMAT PDF</b> .....	<b>13</b>
	INTRODUCTION (TITLE PAGE) TEMPLATE .....	13
	MASTER STRUCTURE AND CONTEXT CCL BIE TEMPLATE .....	14
	<b>ANNEX 2: PUBLICATION FORMAT EXCEL</b> .....	<b>15</b>
	INTRODUCTION TEMPLATE SHEET .....	15
	MASTER STRUCTURE TEMPLATE SHEET .....	15
	CONTEXT CCL BIE TEMPLATE SHEET .....	15
	<b>ANNEX 3: PUBLICATION FORMAT HTML</b> .....	<b>16</b>
	INTRODUCTION TEMPLATE.....	16
	MASTER STRUCTURE TEMPLATE .....	17
	CONTEXT CCL BIE TEMPLATE .....	18
	<b>ANNEX 4: PUBLICATION FORMAT COMPRESSED HTML</b> .....	<b>19</b>
	INTRODUCTION TEMPLATE : SEE HTML FORMAT PREVIOUS ANNEX .....	19
	MASTER STRUCTURE TEMPLATE : SEE HTML FORMAT PREVIOUS ANNEX.....	19
	CONTEXT CCL BIE TEMPLATE : SEE HTML FORMAT PREVIOUS ANNEX.....	19
	Figure 1 Mapping of Functionality to the different Publication formats .....	10

# 1 About this document

## 1.1 Status of this document

This document has been developed in accordance with the UN/CEFACT/TRADE/22 Open Development Process for Guidelines and approved for publication by the UN/CEFACT Bureau.

## 1.2 Revision history

Version	Release	Date	Comment
1.0.0.1	Internal draft	2016-August-01	Initial
1.0.0.2	Draft	2016-December-15	For revision by Project Team
1.0.0.3	Draft	2016-December-29	Including comments from Project Team call on 2016-December-15
1.0.0.4	Draft	2017-January-09	Internal Review
1.0.0.5	Draft	2017-January-16	Including comments from Project Team call on 2017-January-12
1.0.0.6	Draft	2017-January-22	Including comments from Project Team call on 2017-January-19
1.0.0.7	Draft	2017-January-26	Including comments from Project Team call on 2017-January-26
1.0.0.8	Draft	2017-February-01	Review by Project Team
1.0.0.9	Final Draft	2017-April-13	Final version after public review

## 2 Project Team

### 2.1 Disclaimer

The views and specification expressed in this document are those of the authors and are not necessarily those of their employers. The authors and their employers specifically disclaim responsibility for any problems arising from correct or incorrect implementation or use of this technical specification.

### 2.2 Project Team Participants

Project Team Lead:

Ulrike Linde

Lead editor:

Editing Team:

Mary Kay Blantz

Karina Duvinger

Gerhard Heemskerk

Colin Laughlan

Sue Probert

Lance Thompson

Ian Watt

### 3 Introduction

The main audience for this document is primarily:

- UN/CEFACT community

#### 3.1 Structure of this document

- Section 4: Publication Requirements
- Section 5: Publication Procedures of Reference Data Models
- Section 6: Definition of Terms

#### 3.2 Related Documents

- Revised Open Development Procedures, 10 February 2016 (ODP)
- UN/CEFACT Reference Data Model Guideline<sup>1</sup>.
- UN/CEFACT Supply Chain Reference Data Model Business Requirement Specification (SCRDM-BRS)<sup>2</sup>.
- UN/CEFACT Supply Chain Reference Data Model Requirement Specification Mapping (SCRDM-RSM)<sup>2</sup>
- UN/CEFACT SCRDM Master Structure and Subset of CCL (Context CCL)<sup>1</sup>

#### 3.3 Purpose and scope

The business goals of this document are

- to define how to the functional requirements, publication formats and publication procedures relevant for the publication of Reference Data Model artefacts.

The process for the publication of Reference Data Models takes account of the following aspects:

- Relationship with the underlying CCL
- Validation rules for publication formats
- Production of the publication bundle
- Maintenance of RDM<sup>2</sup>

---

<sup>1</sup> All versions published after the adoption date of these procedures.

<sup>2</sup> Reference Data Model

## 4 Publication Requirements

### 4.1 Functionality

The publication formats support the functionalities:

- R01 Publication of the RDMs subset of the CCL
- R02 Reference to the underlying CCL BIE<sup>3</sup>
- R03 Presenting the content of the underlying CCL BIE
- R04 Presenting the RDM in a hierarchical manner
- R05 Advanced searching capabilities
- R06 Presenting information in a business/technical view
- R07 Presenting restrictions made on different levels
- R08 Machine-processable information

The capability to meet the requirements depends on the chosen publication format (see paragraph 4.4).

#### R01 Publication of the RDM's subset of the CCL

The publication contains the fields mentioned in the specification of the publication content (section 4.2). The CCL subset has been defined by the relevant RDM.

#### R02 Reference to the underlying CCL BIE

The reference is expressed as the “Unique UN Assigned ID” which is inherited from the information of the BIE of the underlying CCL.

#### R03 Presenting the content of the underlying CCL BIE

The content of the underlying CCL BIE is presented by linking the RDM BIE to the content of the underlying CCL BIE using hyperlinks or a copy of the underlying CCL BIE along with the RDM BIE.

#### R04 Presenting the RDM in a hierarchical manner

The business information in a RDM is structured by a Master Structure. The Business Information Entities of the RDM can be Basic Business Information Entities (BBIE), Association Business Information Entities (ASBIE), or Aggregate Business Information Entities (ABIE). The Master Structure of the RDM is presented by using a hierarchy from top to bottom. The hierarchy can be shown by unfolding entities.

#### R05 Advanced searching capabilities

Users of a RDM must be able to find the appropriate Business Information Entity as easy as possible. The main search fields are:

- Short name
- ID
- Dictionary entry name (DEN)
- Definition

---

<sup>3</sup> Business Information Entity

### R06 Presenting information in a business/technical view

For business analysts and modelers information should be presented in a way they can easily understand or recognize. The presentation using short names is best suited for these users, as the presentation using dictionary entry names is more suitable for technical users. Both ways are presented in the RDM.

### R07 Presenting inheritance of restrictions made on different levels

An important aspect of the RDM are restrictions applied to the BIEs of the underlying CCL. One example for restrictions is the choice of a limited number of artefacts (BBIEs or ASBIEs). Restrictions can be applied on different levels: on the highest level, on the BIE of the CCL or on the BIE of the RDM CCL. Therefore the RDM shall indicate at what level the restrictions are defined.

### R08 Machine-processable information

Users may want to re-use provided business information in a RDM without re-typing the information. The RDM is therefore provided as well in a machine-processable format.

## 4.2 Publication Content

The RDM shall be published as a “Master Structure and Subset of the CCL<sup>4</sup>” indicating the version of the underlying CCL. The following information items should be supported by the publication formats for holding the information for each BIE of the RDM when available:

Nr.	Information Item	Definition/Explanation	Mandatory
1	Status CCL	Indicates for each BIE of the RDM whether or not there is a difference between the published version of the underlying CCL and the previous version ADD = Add CHG = Change DEP = Deprecated	Conditional
2	Status Subset CCL	Indicates for each BIE of the RDM whether or not there is a difference between the published version of the RDM subset of the CCL and the previous version of the RDM ADD = Add CHG = Change DEP = Deprecated	Conditional
3	Unique UN Assigned ID	“Unique UN Assigned ID” of the BIE of the underlying CCL	Yes
4	ABIE/ BBIE/ ASBIE	Indication of the type of the BIE.	Yes

<sup>4</sup> The subset of the CCL is also known as the “Context Core Component Library (Context CCL)”.

<b>Nr.</b>	<b>Information Item</b>	<b>Definition/Explanation</b>	<b>Mandatory</b>
5	Dictionary Entry Name	The unique official name of a Business Information Entity	Yes
6	Definition	The unique semantic meaning of a Business Information Entity.	Yes
7	Short Name <sup>5</sup>	An alternative simplified name for each Business Information Entity for use by modelers.	Yes
8	Usage Rule(s)	Rules which describe how and/or when to use a Business Information Entity.	No
9	Example(s)	An illustration of the use of a BIE.	No
10	Publication comments	Additional explanatory information published in the CCL.	No
11	TDED	Identifier to link to a specific data element in the United Nations Trade Data Elements Directory (UNTDED).	No
12	Object Class Term Qualifier(s)	A word or group of words which help define an object class.	No
13	Object Class Term	The name of a logical data grouping to which a data element or association belongs.	Yes
14	Property Term Qualifier(s)	A word or group of words which help define an object class property.	No
15	Property Term	A semantically meaningful name for a characteristic of an object class.	No
16	Datatype Qualifier(s)	Qualifier for the datatype of a Basic Business Information Entity.	No
17	Representation Term	The datatype, such as numeric or text, of a Business Information Entity.	Mandatory for BBIE.
18	Qualified Data Type UID	Unique UN Assigned ID.	No
19	Associated Object Class Term Qualifier(s)	A word or group of words which help define an associated object class	No
20	Associated Object Class	The name of an object class associated from the Business Information Entity Object Class as a complex characteristic.	No
21	Occurrence Min	Minimum occurrence of the Business Information Entity in the RDM.	Mandatory for BBIE and ASBIE.
22	Occurrence Max	Maximum occurrence of the Business Information Entity characteristic (data element or association) in the RDM.	Mandatory for BBIE and ASBIE.

<sup>5</sup> The “short name” is a new information item in the CCL. It must not be confused with the “business term”.



### 4.3 Publication Formats

The Reference Data Model shall be published in the following formats:

1. PDF
  2. Excel
  3. HTML
  4. Compressed HTML
1. The **PDF format** is fully based on an internal Word-format that is not published. A template for the structure of the PDF format is described in annex 1<sup>6</sup>.
  2. The **Excel format** is a subset of the columns provided in the full CCL publication, but it has two new column: “Status of Subset CCL” and “Status of the CCL”. This first one indicates whether or not there is a difference between the published version of the RDM subset of the CCL and the previous version. The second one is equal to the present CCL column named (ADD/CHG/DEP/WDR<sup>7</sup>). A template for the structure of the excel format is described in annex 2<sup>8</sup>.
  3. The **HTML format** is described in annex 3<sup>9</sup>.
  4. The **Compressed HTML format** is described in annex 4<sup>10</sup>.

The high level Business Requirement Specification (BRS) and Requirement Specification Mapping (RSM) are part of the publication of the RDM and have to be updated when any changes made in the Reference Data Model impact the high-level business requirements, business artefacts and definitions of the high level BRS and RSM. The high level BRS/RSM are published as PDF documents.

---

<sup>6</sup> See annex 1

<sup>7</sup> ADD = Added, CHG = Changed, DEP = Deprecated, WDR = Withdrawn

<sup>8</sup> See annex 2

<sup>9</sup> See annex 3

<sup>10</sup> See annex 4

#### 4.4 Mapping of Functionality to the different Publication Formats

The full list of functional requirements cannot be fulfilled by every publication format. The following table maps the functional requirements to the different publication formats:

		Functional Requirements							
		R01 Publication of the RDM's subset of the CCL	R02 Reference to the underlying CCL BIE	R03 Presenting the content of the underlying CCL BIE	R04 Presenting the RDM in a hierarchical manner	R05 Advanced searching capabilities	R06 Presenting information in a business and/or technical view	R07 Presenting inheritance of restrictions made on different levels	R08 Machine-processable information
Formats	PDF	✓	✓	-	-	-	✓	-	-
	Excel	✓	✓	-	-	-	✓	-	✓
	HTML	✓	✓	-	✓	-	✓	-	-
	Compressed HTML	✓	✓	-	✓	✓	✓	-	-

Figure 1 Mapping of Functionality to the different Publication formats

Green : Desirable and currently possible

Orange : Desirable but not yet possible

Grey : Not desirable in this format

R03 Orange : When the CCL is published in the HTML format they could be linked to show underlying CCL.

R05 Green : Depending on Compressed HTML viewer tools being used.

R07 Orange : When the CCL is published in the HTML format they could be linked to show restrictions made on different levels.

## **5 Publication Procedures of Reference Data Models**

The publication procedures of Reference Data Models are the responsibility of the Library Maintenance Focal Point to produce the publication formats.

## 6 Definition of Terms


<b>Term/Acronyms</b>	<b>Definition</b>
ABIE	Aggregate Business Information Entity
ASBIE	Association Business Information Entities
BBIE	Basic Business Information Entities
BIE	Business Information Entity
BRS	Business Requirement Specification
BRS-SCRDM	Business Requirement Specification for the Supply Chain Reference Data Model
CCBDA	Core Components Business Document Assembly
CCL	Core Component Library
CCTS	Core Component Technical Specification
DEN	Directory Entry Name
ODP	UN/CEFACT Open Development Process
RDM	Reference Data Model
RSM	Requirement Specification Mapping
RSM-SCRDM	Requirement Specification Mapping for the Supply Chain Reference Data Model
SCRDM	Supply Chain Reference Data Model
TDED	Trade Data Elements Directory
UN/CEFACT	United Nations Centre for Trade Facilitation and Electronic Business
UNECE	United Nations Economic Commission for Europe
UNTDDED	United Nations Trade Data Elements Directory

## Annex 1: Publication format PDF

### Introduction (title page) template

<p><b>CEFACT – BP/[RDM] – P[no] /CCYY</b>  <i>Draft</i>  <b>CEFACT/DD/MMM/CCYY</b></p>
<p><b>UNITED NATIONS</b>  <b>CENTRE FOR TRADE FACILITATION AND ELECTRONIC BUSINESS</b>  <b>(UN/CEFACT)</b></p> <p><b>[PDA ACRONYM] PROGRAMME DEVELOPMENT AREA</b>  <b>[DOMAIN NAME] DOMAIN ([DOMAIN ACRONYM])</b></p> <p><b>[RDM NAME] ([RDM ACRONYM])</b>  <b>MASTER STRUCTURE AND SUBSET OF CCL [VERSION] (CONTEXT CCL)</b></p>
<p><b>SOURCE:</b> [RDM Acronym] Project Team  <b>DATE:</b> DD Month CCYY  <b>STATUS:</b> Draft v[version no]</p>
<p><b><u>Disclaimer (Updated UN/CEFACT Intellectual Property Rights Policy – ECE/TRADE/C/CEFACT/2010/20/Rev.2)</u></b>          ECE draws attention to the possibility that the practice or implementation of its outputs (which include but are not limited to Recommendations, norms, standards, guidelines and technical specifications) may involve the use of a claimed intellectual property right.</p> <p>Each output is based on the contributions of participants in the UN/CEFACT process, who have agreed to waive enforcement of their intellectual property rights pursuant to the UN/CEFACT IPR Policy (document ECE/TRADE/C/CEFACT/2010/20/Rev.2 available at <a href="http://www.unctad.org/cefact/ef_docs.html">http://www.unctad.org/cefact/ef_docs.html</a> or from the ECE secretariat). ECE takes no position concerning the evidence, validity or applicability of any claimed intellectual property right or any other right that might be claimed by any third parties related to the implementation of its outputs. ECE makes no representation that it has made any investigation or effort to evaluate any such rights.</p> <p>Implementers of UN/CEFACT outputs are cautioned that any third-party intellectual property rights claims related to their use of a UN/CEFACT output will be their responsibility and are urged to ensure that their use of UN/CEFACT outputs does not infringe on an intellectual property right of a third party.</p> <p>ECE does not accept any liability any possible infringement of a claimed intellectual property right or any other right that might be claimed to relate to the implementation of any of its outputs.</p>

**Master Structure<sup>11</sup> and Context CCL BIE template<sup>12</sup>**

				
Occurrence	Element/Attribute	Short Name	TDED	qDT
	<b>[4. BIE Type] [5. DEN of ABIE]</b>			
	[5. Dictionary Entry Name of BBIE/ASBIE] [7.Short Name] [11. TDED] [18.qDT ID]			
[20/21]	<b>[6. Definition]</b>			
	Unique Assigned UN ID: [3. UN Assigned ID] Status subset CCL : [2. Status subset CCL] Status CCL : [1. Status CCL] Example(s) : [9. Example(s)] Usage Rule(s) : [8. Usage Rule(s)] Publication Comments : [10. Publication Comments]			
Page [no] of [no]      Date: DD-MM-CCYY				

<sup>11</sup> For the Master structure only the root ASBIEs will be specified. The full structure is available in HTML and compressed HTML format.

<sup>12</sup> The [red numbers] are [field numbers] which will not be in the output of this publication format. They correspond with the fields listed in section 4.2 Publication Content. Field numbers 12 till 17 and 19 till 20 are part of the DEN (Dictionary Entry Name) and are not specified as separate fields. Field numbers 1 till 3 and 8 till 10 will only be present if data is available.

## Annex 2: Publication format Excel

### Introduction template sheet

**[Version] [RDM name] ([RDM Acronym])**

**Master Structure**

The UN/CEFACT [Version] Master Structure for [RDM Acronym] contains only the BIEs on the highest level of the Reference Data Model. The full hierarchical structure can be presented in the HTML format.

**Context Core Component Library**

The UN/CEFACT [Version] Context Core Component Library (CCL) [RDM Acronym] contains:

**UN/CEFACT Context CCL BIE** All reference BIEs of the Context CCL as harmonised by the Methodology & Technology Library Maintenance Focal Point, presented in an alphabetic order.

### Master Structure template sheet<sup>13</sup>

1	2	3	4	5	6	7	8	9	10	11	12	13	14	15	16	17	18	19	20	21	22
ADD/CHG/DEP CCL D16A.1	ADD/CHG/DEP Subset CCL D16A.1	Based on Unique UN Assigned ID	ABIE/BBIE/ASBIE	Dictionary Entry Name	Definition	Short Name	Usage Rule(s)	Example(s)	Publication comments	TDED	Object Class Term Qualifier(s)	Object Class Term	Property Term Qualifier(s)	Property Term	Datatype Qualifier(s)	Representation Term	Qualified Data Type UID	Associated Object Class Term Qualifier(s)	Associated Object Class	Occurrence Min	Occurrence Max
			ABIE		Aggregate Business Information Entity																
			BBIE		Basic Business Information Entity contained within the ABIE																
			ASBIE		Associated (Aggregate) Business Information Entity, associated with the ABIE																

### Context CCL BIE template sheet<sup>14</sup>

1	2	3	4	5	6	7	8	9	10	11	12	13	14	15	16	17	18	19	20	21	22
ADD/CHG/DEP CCL [version]	ADD/CHG/DEP Subset CCL [version]	Based on Unique UN Assigned ID	ABIE/BBIE/ASBIE	Dictionary Entry Name	Definition	Short Name	Usage Rule(s)	Example(s)	Publication comments	TDED	Object Class Term Qualifier(s)	Object Class Term	Property Term Qualifier(s)	Property Term	Datatype Qualifier(s)	Representation Term	Qualified Data Type UID	Associated Object Class Term Qualifier(s)	Associated Object Class	Occurrence Min	Occurrence Max
			ABIE		Aggregate Business Information Entity																
			BBIE		Basic Business Information Entity contained within the ABIE																
			ASBIE		Associated (Aggregate) Business Information Entity, associated with the ABIE																

<sup>13</sup> First row: The [red numbers] are [field numbers] which will not be in the output of this publication format. They correspond with the fields listed in section 4.2 Publication Content.

<sup>14</sup> See foot note 13

## Annex 3: Publication format HTML

### Introduction template

**[RDM]: Master and subset of CCL [version] (Context CCL)**

Start **Structure** Components

**[RDM] Master. Details**

Issue date: [DD-MM-CCYY]


**Disclaimer**  
 (Updated UN/CEFACT Intellectual Property Rights Policy – ECE/TRADE/C/CEFACT/ 2010/20/Rev.2)  
 ECE draws attention to the possibility that the practice or implementation of its outputs (which include but are not limited to Recommendations, norms, standards, guidelines and technical specifications) may involve the use of a claimed intellectual property right.

Each output is based on the contributions of participants in the UN/CEFACT process, who have agreed to waive enforcement of their intellectual property rights pursuant to the UN/CEFACT IPR Policy (document ECE/TRADE/C/CEFACT/2010/20/Rev.2 available at [http://www.unece.org/cefact/cf\\_docs.html](http://www.unece.org/cefact/cf_docs.html) or from the ECE secretariat). ECE takes no position concerning the evidence, validity or applicability of any claimed intellectual property right or any other right that might be claimed by any third parties related to the implementation of its outputs. ECE makes no representation that it has made any investigation or effort to evaluate any such rights.

Implementers of UN/CEFACT outputs are cautioned that any third-party intellectual property rights claims related to their use of a UN/CEFACT output will be their responsibility and are urged to ensure that their use of UN/CEFACT outputs does not infringe on an intellectual property right of a third party.

ECE does not accept any liability any possible infringement of a claimed intellectual property right or any other right that might be claimed to relate to the implementation of any of its outputs.

---



---

[RDM] Master Print date: DD-MM-CCYY



## Master Structure template<sup>15</sup>

[RDM]: Master and subset of CCL [version] (Context CCL)		
 <small>UNCEFACT UNIFIED MANAGEMENT AND OPERATIONS PROCEDURE FOR GLOBAL BUSINESS</small>		
<span>Start</span> <span>Structure</span> <span>Components</span>		
<span>Go back</span> <span>◀</span> <span>▶</span>		
Occurrence	Short name	Dictionary Entry Name
	<b>[RDM] Master</b>	<b>[RDM] Master. Details</b>
[21/22 Cardinality]	[7. Short Name]	[5. Dictionary Entry Name]
[21/22 Cardinality]	[7. Short Name]	[5. Dictionary Entry Name]
[21/22 Cardinality]	[7. Short Name]	[5. Dictionary Entry Name]
[21/22 Cardinality]	[7. Short Name]	[5. Dictionary Entry Name]
[21/22 Cardinality]	[7. Short Name]	[5. Dictionary Entry Name]
[21/22 Cardinality]	[7. Short Name]	[5. Dictionary Entry Name]
[21/22 Cardinality]	[7. Short Name]	[5. Dictionary Entry Name]
[21/22 Cardinality]	[7. Short Name]	[5. Dictionary Entry Name]
[21/22 Cardinality]	[7. Short Name]	[5. Dictionary Entry Name]

<sup>15</sup> The [red numbers] are [field numbers] which will not be in the publication format. They correspond with the fields listed in section 4.2 Publication Content.

## Context CCL BIE template<sup>16</sup>

UN/CEFACT [RDM] [Version]

[RDM] Master. Details


+ Supporting objects

C CCL [Version]: ABIE

.....

C CCL [Version]: gDT

.....



### [RDM]: Master and subset of CCL [version] (Context CCL)

Start

Structure

Components

Go back

#### [RDM] Master Message

[4 Type] [5. [RDM] Master. Details]

#### Documentation

[2] Status	
[7] Short Name	
[9] Example(s)	
[8] Usage Rule(s)	
[11] TDED	

#### CCTS

[4] Type	
[5] Dictionary Entry Name	
[8] Definition	
[12] Object Class Qualifier	
[13] Object Class Term	
[14] Property Term Qualifier	
[15] Property Term	
[16] Representation Term Qualifier	
[17] Representation Term	
[19] Associated Object Class Qualifier	
[20] Associated Object Class	
[21/22] Occurrence	

#### Publication

[3/18] UN Identifier	
[1] Status CCL	
[10] Comments	

#### Attributes

Attribute name	Status	Description/Data Type
[5] Dictionary Entry Name	O	

RDM Context CCL
Issue date: [DD-MM-CCYY]
Print date: [DD-MM-CCYY]

<sup>16</sup> The menu option 'Components' is named 'Supporting objects' within the navigation bar (left side). The components are listed in an alphabetic order. The [red numbers] are [field numbers] which will not be in the output of this publication format. They correspond with the fields listed in section 4.2 Publication Content.

## **Annex 4: Publication format Compressed HTML**

**Introduction template** : see **HTML format previous annex**  
**Master Structure template** : see **HTML format previous annex**  
**Context CCL BIE template<sup>17</sup>** : see **HTML format previous annex**

Advanced Search Capabilities depend on the Compressed HTML format file (CHM) reader<sup>18</sup>.

Possible search options are:

- and/or/near/not
- “search previous results”
- “match similar words”
- “search titles only”

Additional features may be: storing pages as favorites.

---

<sup>17</sup> The menu option ‘Components’ is named ‘Supporting objects’ within the navigation bar (left side).

<sup>18</sup> For example: Microsoft HTML Help reader